



CANCER COUNCIL NT  
P O Box 42719  
CASUARINA NT 0811  
Phone: (08) 8944 1800  
nt.cancer.org.au

Australian Charities Commission  
Darwin Northern Territory

*Hand delivered.*

To whom it may concern,

Please find attached the Cancer Council NT – Audited Financial Statements for 2018.

These statements form the full 2018 Financial Statements and are a true and correct record of the Cancer Council NT financial position for the 2018 year.

Please contact Ms Tanya Izod, Chief Executive Officer Ph: 08 89 441800 should you have any further questions.

Kind regards

Tanya Izod  
Chief Executive Officer  
Cancer Council NT

**CANCER COUNCIL OF THE NORTHERN TERRITORY INCORPORATED**

**ABN: 78 039 911 732**

**SPECIAL PURPOSE FINANCIAL REPORT**

**FOR THE YEAR ENDED 31 DECEMBER 2018**

**CANCER COUNCIL OF THE NORTHERN TERRITORY INCORPORATED**

**SPECIAL PURPOSE FINANCIAL REPORT  
FOR THE YEAR ENDED 31 DECEMBER 2018**

---

**TABLE OF CONTENTS**

<b>Auditor's Independence Declaration</b>	<b>1</b>
<b>Board of Directors Report</b>	<b>2</b>
<b>Special Purpose Financial Statements</b>	
Statement of Profit or Loss and Other Comprehensive Income	<b>3</b>
Statement of Financial Position	<b>4</b>
Statement of Changes in Accumulated Funds	<b>5</b>
Statement of Cash Flows	<b>6</b>
Notes to and forming part of the Financial Statements	<b>7</b>
<b>Independent Auditor's Report</b>	<b>17</b>

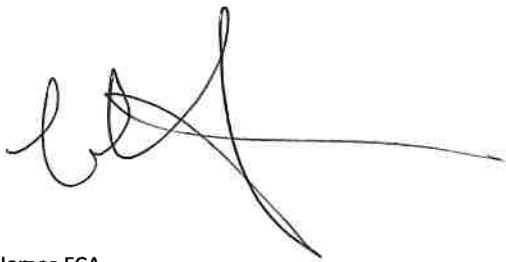
The Directors  
Cancer Council of the Northern Territory Incorporated  
2/25 Vanderlin Drive  
Wanguri NT 0810

**Auditor's Independence Declaration**

I declare that, to the best of my knowledge and belief, during the year ended 31 December 2018 there have been:

- (i) no contraventions of the auditor independence requirements as set out in the *Northern Territory of Australia Associations Act* and the *Australian Charities and Not-for-profits Commission Act 2012* in relation to the audit; and
- (ii) no contraventions of any applicable code of professional conduct in relation to the audit.

**LOWRYS ACCOUNTANTS**

A handwritten signature in black ink, appearing to be 'C. James', with a long horizontal line extending to the right.

Colin James FCA  
**Registered Company Auditor**

Dated: 5 March 2019  
Darwin

# CANCER COUNCIL OF THE NORTHERN TERRITORY INCORPORATED

## BOARD OF DIRECTORS REPORT FOR THE YEAR ENDED 31 DECEMBER 2018

The Directors submit the special purpose financial report of Cancer Council of the Northern Territory Incorporated (the Council) for the financial year ended 31 December 2018. The Directors have determined that the Council is not a reporting entity and as such has not prepared General Purpose Financial Statements.

### Directors

The directors at the date of this report are:

Chairman	Annette Burke
Vice Chairman and Public Officer	Derek Campbell
Directors	Paolo Randazzo
	Giam Kar
	Gino Luglietti
	Deirdre Logie

### Principal Activity

The principal activity of the Council during the year was the provision of support services to community members affected by cancer.

### Significant Changes

There has been no significant change in the principal activity of the Council during the year.

### Operating Results

The comprehensive loss for the year was **(\$11,321)**; 2017: (\$132,646).

### Directors' Declaration


The Directors of Cancer Council of the Northern Territory Incorporated declare that:

- (a) in the directors' opinion, there are reasonable grounds to believe that the Council will be able to pay its debts as and when they become due and payable; and
- (b) in the directors' opinion, the attached financial statements for the year ended 31 December 2018 and notes thereto are in accordance with the the *Northern Territory of Australia Associations Act* and the *Australian Charities and Not-for-profits Commission Act 2012*, including compliance with Australian Accounting Standards, and provide a true and fair view of the financial position and performance of the Council.

The Board of Directors Report is signed in accordance with a resolution of the board.

On behalf of the Board

  
Chairperson  
Dated: 5 March 2019

  
Vice Chairperson and Public Officer  
Dated: 5 March 2019

**CANCER COUNCIL OF THE NORTHERN TERRITORY INCORPORATED**

**STATEMENT OF PROFIT OR LOSS AND OTHER COMPREHENSIVE INCOME  
FOR THE YEAR ENDED 31 DECEMBER 2018**

	Note	2018 \$	2017 \$
<b>Revenue</b>			
Sale of merchandise	2A	65,448	64,156
Cost of sales	3A	25,589	50,395
Gross Profit		<u>39,859</u>	<u>13,761</u>
<b>Other Income</b>			
Revenue from grants	2B	376,138	378,518
Fundraising, donations and bequests	2C	749,092	778,573
Other revenue	2D	132,349	92,217
PBS Stoma Reimbursement		540,602	513,028
<b>Total Other Income</b>		<u>1,798,181</u>	<u>1,762,336</u>
<b>Total Revenue</b>		<u>1,838,040</u>	<u>1,776,097</u>
<b>Expenses</b>			
Depreciation and amortisation	3B	29,852	27,752
Employee benefits expense	3C	835,754	965,560
Other expenses	3D	464,149	406,500
Purchase of medical supplies		518,340	512,611
<b>Total Expenses</b>		<u>1,848,095</u>	<u>1,912,423</u>
<b>Net Deficit for the Year</b>		<u>(10,055)</u>	<u>(136,326)</u>
<b>Capital Grant Income / Expense</b>			
Immediate work grant income		-	93,983
Immediate work grant expense		-	(93,983)
		-	-
Other comprehensive income / (loss)		<u>(1,266)</u>	<u>3,680</u>
<b>Total Comprehensive Income / (Loss) for the Year</b>		<u>(11,321)</u>	<u>(132,646)</u>

The Statement of Profit or Loss and Other Comprehensive Income should be read in conjunction with the accompanying notes.

**CANCER COUNCIL OF THE NORTHERN TERRITORY INCORPORATED**

**STATEMENT OF FINANCIAL POSITION  
AS AT 31 DECEMBER 2018**

	Note	2018 \$	2017 \$
<b>ASSETS</b>			
<b>Current assets</b>			
Cash and cash equivalents	4	185,576	252,917
Accounts receivable and other debtors	5	146,735	149,794
Financial assets	6	1,212,839	1,358,558
Inventories	7	65,379	73,359
Other current assets	8	12,004	11,716
<b>Total current assets</b>		<b>1,622,533</b>	<b>1,846,344</b>
<b>Non-current assets</b>			
Financial assets	6	252,415	103,680
Property, plant and equipment	9	422,767	386,569
<b>Total non-current assets</b>		<b>675,182</b>	<b>490,249</b>
<b>Total Assets</b>		<b>2,297,715</b>	<b>2,336,593</b>
<b>LIABILITIES</b>			
<b>Current liabilities</b>			
Accounts payable and other payables	10	112,743	111,271
Provisions	11	41,227	67,477
Unexpended grants / donations	12	75,636	68,000
<b>Total current liabilities</b>		<b>229,606</b>	<b>246,748</b>
<b>Non-current liabilities</b>			
Provisions	11	51,241	61,656
<b>Total non-current liabilities</b>		<b>51,241</b>	<b>61,656</b>
<b>Total Liabilities</b>		<b>280,847</b>	<b>308,404</b>
<b>Net Assets</b>		<b>2,016,868</b>	<b>2,028,189</b>
<b>ACCUMULATED FUNDS</b>			
Reserves for research and development		150,000	150,000
Asset revaluation reserve		21,652	21,652
Retained earnings		1,845,216	1,856,537
<b>Total Accumulated Funds</b>		<b>2,016,868</b>	<b>2,028,189</b>

The Statement of Financial Position should be read in conjunction with the accompanying notes.

**CANCER COUNCIL OF THE NORTHERN TERRITORY INCORPORATED**

**STATEMENT OF CHANGES IN ACCUMULATED FUNDS  
FOR THE YEAR ENDED 31 DECEMBER 2018**

<b>ACCUMULATED FUNDS</b>	<b>Reserves for Research and Development</b>	<b>Asset Revaluation Reserve</b>	<b>Retained Earnings</b>	<b>Total Equity</b>
	\$	\$	\$	\$
<b>Balance at 1 January 2017</b>	150,000	21,652	1,989,183	2,160,835
Net deficit for the year	-	-	(136,326)	(136,326)
Other comprehensive income			3,680	3,680
<b>Closing Balance at 31 December 2017</b>	150,000	21,652	1,856,537	2,028,189
<b>Balance at 1 January 2018</b>	<b>150,000</b>	<b>21,652</b>	<b>1,856,537</b>	<b>2,028,189</b>
Net deficit for the year	-	-	(10,055)	(10,055)
Other comprehensive income / (loss)	-	-	(1,266)	(1,266)
<b>Closing Balance at 31 December 2018</b>	<b>150,000</b>	<b>21,652</b>	<b>1,845,216</b>	<b>2,016,868</b>

The Statement of Changes in Accumulated Funds should be read in conjunction with the accompanying notes.



**CANCER COUNCIL OF THE NORTHERN TERRITORY INCORPORATED**

**STATEMENT OF CASH FLOWS**

**FOR THE YEAR ENDED 31 DECEMBER 2018**

	Note	2018 \$	2017 \$
<b>Cash flows from / (used in) operating activities</b>			
Receipts from customers		1,422,623	1,353,181
Grants received		404,638	378,518
Interest / Dividends received		38,572	45,027
Payments to suppliers and employees		<u>(1,871,660)</u>	<u>(1,835,990)</u>
<b>Net cash flows used in operating activities</b>	<b>16</b>	<b>(5,827)</b>	<b>(59,264)</b>
<b>Cash flows from / (used in) investing activities</b>			
Proceeds from sale of property, plant and equipment		11,000	19,091
Proceeds from withdrawal / (acquisition) of held to maturity investments		400,177	165,202
Acquisition of property, plant and equipment		<u>(72,691)</u>	-
Acquisition of available for sale investments		<u>(400,000)</u>	<u>(100,000)</u>
<b>Net cash flows from / (used in) investing activities</b>		<b>(61,514)</b>	<b>84,293</b>
<b>Net increase / (decrease) in cash and cash equivalents</b>		<b>(67,341)</b>	<b>25,029</b>
Cash and cash equivalents at the beginning of the year		<u>252,917</u>	<u>227,888</u>
<b>Cash and cash equivalents at the end of the year</b>	<b>4</b>	<b><u>185,576</u></b>	<b><u>252,917</u></b>

The Statement of Cash Flows should be read in conjunction with the accompanying notes.

**CANCER COUNCIL OF THE NORTHERN TERRITORY INCORPORATED**

**NOTES TO AND FORMING PART OF THE FINANCIAL STATEMENTS  
FOR THE YEAR ENDED 31 DECEMBER 2018**

---

	Page Number
Note 1: Summary of Significant Accounting Policies	8
Note 2: Revenues and Other Income	12
Note 3: Expenses	12
Note 4: Cash and Cash Equivalents	14
Note 5: Accounts Receivable and Other Debtors	14
Note 6: Financial Assets	14
Note 7: Inventories	14
Note 8: Other Current Assets	14
Note 9: Property, Plant and Equipment	15
Note 10: Accounts Payable and Other Payables	15
Note 11: Provisions	15
Note 12: Unexpended Grants / Donations	16
Note 13: Commitments for Expenditure	16
Note 14: Events After the Reporting Period	16
Note 15: Economic Dependence	16
Note 16: Cash Flow Information	16

---

**Note 1: Summary of Significant Accounting Policies**

**Basis of Preparation**

This financial report is a special purpose financial report prepared in order to satisfy the financial reporting requirements of the Members. The Directors have determined that Cancer Council of the Northern Territory Incorporated is not a reporting entity and as such has not prepared General Purpose Financial Statements.

The special purpose financial report has been prepared in accordance with the requirements of the *Northern Territory of Australia Associations Act*, the *Australian Charities and Not-for-profits Commission Act 2012* and Australian Accounting Standards.

The financial report is prepared on the basis that the Council is a not for profit entity.

The special purpose financial report has been prepared on an accruals basis based on historic costs and does not take into account changing money values or, except where specifically stated, current valuations of non-current assets.

The following material accounting policies, which are consistent with the previous financial year, unless otherwise stated, have been adopted in the preparation of this financial report.

**Accounting Policies**

**(a) Revenue**

Non-reciprocal grant revenue is recognised in the statement of profit or loss and other comprehensive income when the entity obtains control of the grant and it is probable that the economic benefits gained from the grant will flow to the Council and the amount of the grant can be measured reliably.

If conditions are attached to the grant which must be satisfied before it is eligible to receive the contribution, the recognition of the grant as revenue will be deferred until those conditions are satisfied.

When grant revenue is received whereby the Council incurs an obligation to deliver economic value directly back to the contributor, this is considered a reciprocal transaction and the grant revenue is recognised in the statement of financial position, with a corresponding amount of income recognised in the statement of profit or loss and other comprehensive income.

Revenue from the sale of goods is recognised at the point of delivery as this corresponds to the transfer of significant risks and rewards of ownership of the goods and the cessation of all involvement by the Council in those goods.

Interest revenue is recognised using the effective interest method, which for floating rate financial assets is the rate inherent in the instrument.

Revenue from the rendering of a service is recognised upon the delivery of the service to the clients.

All revenue is stated net of the amount of goods and services tax.

NOTES TO AND FORMING PART OF THE FINANCIAL STATEMENTS  
FOR THE YEAR ENDED 31 DECEMBER 2018

Note 1: Summary of Significant Accounting Policies (continued)

(b) Property, Plant and Equipment

Each class of property, plant and equipment is carried at cost or fair value as indicated, less, where applicable, accumulated depreciation and any impairment losses.

*Buildings and improvements, plant and equipment, furniture and fittings and motor vehicles*

Buildings and improvements, plant and equipment, furniture and fittings and motor vehicles are measured on the cost basis and are therefore carried at cost less accumulated depreciation and any accumulated impairment losses. In the event the carrying amount of property, plant and equipment is greater than the estimated recoverable amount, the carrying amount is written down immediately to the estimated recoverable amount and impairment losses are recognised either in profit or loss or as a revaluation decrease if the impairment losses relate to a revalued asset. A formal assessment of recoverable amount is made when impairment indicators are present.

Subsequent costs are included in the asset's carrying amount or recognised as a separate asset, as appropriate, only when it is probable that future economic benefits associated with the item will flow to the Council and the cost of the item can be measured reliably. All other repairs and maintenance are recognised as expenses in profit or loss in the financial period in which they are incurred.

*Depreciation*

The depreciable amount of all fixed assets, including buildings and improvements, plant and equipment, furniture and fittings and motor vehicles is depreciated on a straight-line basis over the asset's useful life to the Council commencing from the time the asset is available for use.

The depreciation rates used for each class of depreciable assets are:

	<u>2018</u>	<u>2017</u>
Buildings and improvements	2%	2%
Plant and equipment	10-30%	10-30%
Furniture and fittings	2-17%	2-17%
Motor vehicles	15-25%	15-25%

Gains and losses on disposals are determined by comparing the proceeds with the carrying amount. These gains and losses are recognised in profit or loss in the period in which they arise. When revalued assets are sold, amounts included in the revaluation surplus relating to that asset are transferred to retained surplus.

(c) Cash and Cash Equivalent

Cash and cash equivalents include cash on hand, deposits held at-call with banks, other short-term highly liquid investments with original maturities of three months or less, and bank overdrafts. Bank overdrafts are shown within short-term borrowings in current liabilities on the statement of financial position. The Council did not have an overdraft during the year.

NOTES TO AND FORMING PART OF THE FINANCIAL STATEMENTS  
FOR THE YEAR ENDED 31 DECEMBER 2018

Note 1: Summary of Significant Accounting Policies (continued)

(d) **Employee Provisions**

*Short-term employee provisions*

Provision is made for the Council's obligation for short-term employee benefits. Short-term employee benefits are benefits (other than termination benefits) that are expected to be settled wholly before 12 months after the end of the annual reporting period in which the employees render the related service, including wages, salaries and annual leave. Short-term employee benefits are measured at the nominal amounts expected to be paid when the obligation is settled.

*Other long-term employee provisions*

Provision is made for employees' long service leave and annual leave entitlements not expected to be settled wholly within 12 months after the end of the annual reporting period in which the employees render the related service. Long-term employee benefits are measured at the nominal amounts expected to be paid when the obligation is settled.

The Council's obligations for long-term employee benefits are presented as non-current employee provisions in its statement of financial position, except where the Council does not have an unconditional right to defer settlement for at least 12 months after the end of the reporting period, in which case the obligations are presented as current provisions.

(e) **Accounts Receivable and Other Debtors**

Accounts receivable and other debtors include amounts of claims from medicare / ostomy program as well as amounts receivable from affiliates / member bodies provided in the ordinary course of business. Receivables expected to be collected within 12 months of the end of the reporting period are classified as current assets. All other receivables are classified as non-current assets.

Accounts receivable are recognised at fair value less any provision for impairment.

(f) **Goods and Services Tax**

Revenue, expenses and assets are recognised net of the amount of goods and services tax (GST), except:

- where the amount of GST incurred is not recoverable from the taxation authority, it is recognised as part of the cost of acquisition of an asset or as part of an item of expense; or
- for receivables and payables which are recognised inclusive of GST, the net amount of GST recoverable from, or payable to, the taxation authority is included as part of receivables or payables.

Cash flows are included in the cash flow statement on a net basis. The GST component of cash flows arising from investing and financing activities which is recoverable from, or payable to, the taxation authority is classified as operating cash flows.

(g) **Income Tax**

The Council was registered as a Charity on the 3 December 2012 by the Australian Charities and Not-for-profits Commission. As a registered Public Benevolent Institution, the Council is endorsed to access the following tax concessions as:

- Income Tax Exemption
- GST Concession
- FBT Exemption

The Council is also endorsed as a Deductible Gift Recipient from 1 July 2000.

NOTES TO AND FORMING PART OF THE FINANCIAL STATEMENTS  
FOR THE YEAR ENDED 31 DECEMBER 2018

---

Note 1: Summary of Significant Accounting Policies (Continued)

**(h) Inventories**

Inventories are valued at the lower of cost and net realisable value. Costs, including an appropriate portion of fixed and variable overhead expenses, are assigned to inventory on hand by the method most appropriate to each particular class of inventory. Net realisable value represents the estimated selling price less all estimated costs of completion and costs necessary to make the sale.

**(i) Provisions**

Provisions are recognised when the Council has a legal or constructive obligation, as a result of past events, for which it is probable that an outflow of economic benefits will result and that outflow can be reliably measured. Provisions recognised represent the best estimate of the amounts required to settle the obligation at the end of the reporting period.

**(j) Accounts Payable and Other Payables**

Accounts payable and other payables represent the liability outstanding at the end of the reporting period for goods and services received by the Council during the reporting period which remain unpaid. The balance is recognised as a current liability with the amounts normally paid within 30 days of recognition of the liability.

**(k) Comparative Figures**

Where required by Accounting Standards, comparative figures have been adjusted to conform with changes in presentation for the current financial year.

When the Council retrospectively applies an accounting policy, makes a retrospective restatement or reclassifies items in its financial statements, a third statement of financial position as at the beginning of the preceding comparative period, in addition to the minimum comparative financial statements, must be disclosed.

**CANCER COUNCIL OF THE NORTHERN TERRITORY INCORPORATED**

**NOTES TO AND FORMING PART OF THE FINANCIAL STATEMENTS  
FOR THE YEAR ENDED 31 DECEMBER 2018**

	2018	2017
	\$	\$
<b>Note 2: Revenue and Other Income</b>		
<b>Note 2A Sale of merchandise</b>		
Sales - Support services	35,766	23,538
Sales - Retail and other contact	15,980	19,125
Sales - Other supplies	13,702	21,493
<b>Total sale of merchandise</b>	<u>65,448</u>	<u>64,156</u>
<b>Note 2B Revenue from grants</b>		
DoH - Ostomy Services	91,402	86,737
DoH - Community Education and Support	233,132	203,098
DoH - Breast Care Nurses	-	28,003
DoH - Indexation Rise	-	8,942
DoH - Breast Screen Services	18,724	41,644
Other grants	91,380	78,094
	<u>434,638</u>	<u>446,518</u>
Less: Unexpended grants carried forward (Note 12)	(58,500)	(68,000)
<b>Total revenue from grants</b>	<u>376,138</u>	<u>378,518</u>
<b>Note 2C Fundraising and donations</b>		
Australia's Biggest Morning Tea	142,648	143,711
Charity Race Day	30,847	16,884
Daffodil Day	26,598	32,031
Relay for Life	94,340	175,074
Pink Ribbon Day	10,469	13,463
Admiralty Club Lunch	-	63,890
Camino Walk	50,649	1,275
Gala Ball	78,041	72,050
Girls Night In	2,340	4,953
Dry July	66,500	88,608
General fundraising	70,611	86,765
Donations and bequests	193,185	79,869
Less: Unexpended donations carried forward (Note 12)	(17,136)	-
<b>Total fundraising and donations</b>	<u>749,092</u>	<u>778,573</u>
<b>Note 2D Other revenue</b>		
Interest / Donations received	42,350	45,027
Membership	2,958	3,186
Royalties	30,302	11,099
Centrelink payments	-	-
Gain on sale of asset	4,359	2,022
Other	52,380	30,883
<b>Total other revenue</b>	<u>132,349</u>	<u>92,217</u>
<b>Note 3: Expenses</b>		
<b>Note 3A Cost of sales</b>		
Support services stock	16,835	9,847
Retail stock	7,390	9,189
Merchandise and other supplies	1,364	31,359
<b>Total cost of sales</b>	<u>25,589</u>	<u>50,395</u>
<b>Note 3B Depreciation and amortisation</b>		
Depreciation of property, plant and equipment	<u>29,852</u>	<u>27,752</u>
<b>Note 3C Employee benefits expense</b>		
Salaries and wages	800,126	843,283
Superannuation	72,293	79,256
Leave and other entitlements	(36,665)	43,021
<b>Total employee benefits expense</b>	<u>835,754</u>	<u>965,560</u>

CANCER COUNCIL OF THE NORTHERN TERRITORY INCORPORATED

NOTES TO AND FORMING PART OF THE FINANCIAL STATEMENTS  
FOR THE YEAR ENDED 31 DECEMBER 2018

	2018	2017
	\$	\$
<b>Note 3: Expenses (continued)</b>		
<b>Note 3D Other expenses</b>		
Administration costs	12,999	13,002
Advertising	14,551	15,180
Audit and accounting fees	7,000	6,000
Bad debts	7,350	-
Bank and finance charges	4,868	5,486
Bank charges - merchant summary	2,060	1,224
Body corporate fees	6,696	6,307
Catering	46,188	30,033
Cleaning	4,802	4,739
Client assistance fund	3,889	5,153
Computer IT costs	238	-
CRM Implementation	7,510	10,298
Freight and couriers	1,282	1,520
Fundraising expenses	32,865	28,976
Insurance	24,862	22,894
Internet services	94	1,651
Logistics and equipment	30,414	10,369
Legal costs	-	300
Merchandise	6,311	12,211
Motor vehicle expenses	15,767	14,383
National events expenses	22,129	23,504
Office equipment purchased	-	295
Power and water	13,259	13,163
Photocopier maintenance	7,211	6,475
Postage	8,595	8,357
Printing and publications	6,816	7,612
Program	13,654	6,698
Purchase of wigs	3,577	3,365
Rates	1,181	1,043
Repairs and maintenance	16,805	715
Recruitment	16,425	-
Security	3,538	3,363
Shrinkage and spoilage	1,256	1,601
Staff amenities	3,691	3,205
Staff development and training	1,493	1,019
Stationery	2,592	4,122
Storage shed and archives	2,400	2,400
Subscriptions	84,224	88,259
Support group expenses	381	323
Telephone	17,409	21,149
Travel and accommodation	6,153	16,691
Venue costs	601	985
Volunteer expenses	336	691
Waste disposal	677	839
Website costs and others	-	900
Write-off of assets	-	-
<b>Total other expenses</b>	<b>464,149</b>	<b>406,500</b>



**CANCER COUNCIL OF THE NORTHERN TERRITORY INCORPORATED**

**NOTES TO AND FORMING PART OF THE FINANCIAL STATEMENTS  
FOR THE YEAR ENDED 31 DECEMBER 2018**

	2018	2017
	\$	\$
<b>Note 4: Cash and Cash Equivalents</b>		
Cash on hand	330	768
Cash at bank	185,246	252,149
<b>Total cash and cash equivalents</b>	<b>185,576</b>	<b>252,917</b>

<b>Note 5: Accounts Receivable and Other Debtors</b>		
Trade receivables	130,917	133,623
Allowance for impairment of trade receivables	-	-
<b>Total trade receivables</b>	<b>130,917</b>	<b>133,623</b>
GST receivable	1,779	1,452
Accrued interest	14,039	14,719
<b>Total accounts receivable and other debtors</b>	<b>146,735</b>	<b>149,794</b>

No interest is charged on outstanding debtor balances. An allowance has not been made for irrecoverable amounts determined from liquidity review of individual debtors and management views (2017: \$Nil).

No collateral has been pledged for any of the current or non-current trade and other receivable balances.

<b>Note 6: Financial Assets</b>		
<b>Current</b>		
Held-to-maturity investments, fixed interest term deposits	1,212,839	1,358,558
<b>Non current</b>		
Available-for-sale financial assets	252,415	103,680
<b>Available-for-sale financial assets</b>		
Investment in CBA PERLS IX Capital Notes		
Balance at beginning of the year	103,680	100,000
Fair value remeasurement movement	(1,630)	3,680
Balance at end of the year	102,050	103,680

<b>Note 7: Inventories</b>		
Merchandise	65,379	73,359

Inventories are purchased merchandise used in trading and are expected to be recovered within twelve months.

<b>Note 8: Other Current Assets</b>		
Prepayments	12,004	11,716

CANCER COUNCIL OF THE NORTHERN TERRITORY INCORPORATED

NOTES TO AND FORMING PART OF THE FINANCIAL STATEMENTS  
FOR THE YEAR ENDED 31 DECEMBER 2018

	2018 \$	2017 \$
<b>Note 9: Property, Plant and Equipment</b>		
Buildings and improvements, at cost	351,393	351,393
Accumulated depreciation	(49,195)	(42,167)
	<u>302,198</u>	<u>309,226</u>
Plant and equipment, at cost	98,710	98,710
Accumulated depreciation	(95,696)	(94,463)
	<u>3,014</u>	<u>4,247</u>
Furniture and fittings, at cost	41,413	41,413
Accumulated depreciation	(12,451)	(10,713)
	<u>28,962</u>	<u>30,700</u>
Motor vehicles, at cost	137,263	82,281
Accumulated depreciation	(48,670)	(39,885)
	<u>88,593</u>	<u>42,396</u>
<b>Total property, plant and equipment</b>	<u>422,767</u>	<u>386,569</u>

**Note 10: Accounts Payable and Other Payables**

Trade payables	95,835	85,074
CBA credit card	(2,707)	4,084
Sundry creditors and accruals	19,615	22,113
<b>Total trade and other payables</b>	<u>112,743</u>	<u>111,271</u>

Settlement of trade creditors is generally net 30 days.

The Council does not hold any financial liabilities whose terms have been renegotiated, but which would otherwise be past due or impaired.

No collateral has been pledged for any of the current or non-current trade and other payable balances.

**a. Financial liabilities at amortised cost classified as accounts payable and other payables**

Accounts payable and other payables:

- total current	112,743	111,271
- total non current	-	-
Financial liabilities as accounts payable and other payables	<u>112,743</u>	<u>111,271</u>

No interest is payable on outstanding payables.

**Note 11: Provisions**

Current		
Employee benefits	41,227	67,477
<b>Total current provisions</b>	<u>41,227</u>	<u>67,477</u>
Non Current		
Employee benefits	51,241	61,656
<b>Total non current provisions</b>	<u>51,241</u>	<u>61,656</u>
<b>Total provisions</b>	<u>92,468</u>	<u>129,133</u>

**CANCER COUNCIL OF THE NORTHERN TERRITORY INCORPORATED**

**NOTES TO AND FORMING PART OF THE FINANCIAL STATEMENTS  
FOR THE YEAR ENDED 31 DECEMBER 2018**

	2018 \$	2017 \$
<b>Note 12: Unexpended Grants / Donations</b>		
<b>Unspent Donations</b>		
Total unspent donations	<u>17,136</u>	-
Unspent grant - Dry July	28,500	38,000
Unspent grant - Volunteer Grant	20,000	20,000
Unspent grant - CBA	10,000	10,000
<b>Total unexpended grants</b>	<u>58,500</u>	68,000
<b>Total unexpended grants / donations</b>	<u>75,636</u>	68,000

**Note 13: Commitments for Expenditure**

There were no capital commitments at 31 December 2018 (2017: \$Nil).

**Note 14: Events After the Reporting Period**

The Directors are not aware of any significant events that have occurred since the end of the reporting period.

**Note 15: Economic Dependence**

While the Council's activities are funded by fundraising, donations and bequests, the Council is assisted in its activities by operating grants provided by the Government. As at the date of this report, the Directors have no reason to believe that the Government would not continue to provide financial support to the Council. The financial report has been prepared on a going concern basis on the expectation that such funding will continue.

**Note 16: Cash Flow Information**

**Reconciliation of Cash Flow from Operating Activities with Current Year Deficit**

Deficit for the year	(10,055)	(136,326)
<i>Non cash transactions</i>		
Depreciation and amortisation	29,852	27,752
Interest income deposited into term deposits	(4,458)	-
Write-off of property, plant and equipment	-	-
Gain on sale of property, plant and equipment	(4,359)	(2,022)
<i>Changes in net assets and liabilities:</i>		
<i>(Increase) / Decrease in assets:</i>		
Accounts receivable and other debtors	19,841	(43,136)
Inventories	7,980	53,495
Other current assets	680	3,547
<i>Increase/(decrease) in liabilities:</i>		
Accounts payable and other payables	857	(6,348)
Unexpended grants	(9,500)	753
Provisions	(36,665)	43,021
<b>Net cash flows used in operating activities</b>	<u>(5,827)</u>	<u>(59,264)</u>

**INDEPENDENT AUDITOR'S REPORT**
**TO THE MEMBERS OF CANCER COUNCIL OF THE NORTHERN TERRITORY INCORPORATED**
**Report on the Audit of the Financial Report**
**Qualified Auditor's Opinion**

We have audited the financial report of Cancer Council of the Northern Territory Incorporated (the Council), which comprises the statement of financial position as at 31 December 2018, the statement of profit or loss and other comprehensive income, the statement of changes in equity, the statement of cash flows for the year then ended and notes to the financial statements, including a summary of significant accounting policies and the directors' report.

In our opinion, except for the effects of the matters described in the Basis of Qualified Opinion paragraph, the financial report of the Cancer Council of the Northern Territory Incorporated has been prepared in accordance with the *Northern Territory of Australia Associations Act* and the *Australian Charities and Not-for-profits Commission Act 2012*, including:

- (i) giving a true and fair view of the Council's financial position as at 31 December 2018 and of its financial performance for the year then ended; and
- (ii) complying with Australian Accounting Standards, the *Northern Territory of Australia Associations Act* and the *Australian Charities and Not-for-profits Commission Regulations 2013*.

**Basis for Qualified Opinion**

As is common for organisations of this type, it is not practicable to establish an effective system of internal control over the following revenue lines prior to its initial entry in the accounting records:

	2018	2017
	\$	\$
Fundraising events	573,043	698,704
Donations and bequests	176,049	79,869
	<u>749,092</u>	<u>778,573</u>

The evidence available to us regarding this source of income was limited. Accordingly our audit in relation to this source of income was limited to the amounts recorded. Therefore we are unable to express an opinion whether the amounts recorded in the accounting records are complete.

We conducted our audit in accordance with Australian Auditing Standards. Our responsibilities under those standards are further described in the *Auditor's Responsibilities for the Audit of the Financial Report* section of our report. We are independent of the Corporation in accordance with the ethical requirements of the Accounting Professional and Ethical Standards Board's APES 110 *Code of Ethics for Professional Accountants* (the Code) that are relevant to our audit of the financial report in Australia. We have also fulfilled our other ethical responsibilities in accordance with the Code.

We believe that the audit evidence we have obtained is sufficient and appropriate to provide a basis for our opinion.

**Other matters**
***Basis of Accounting and Restriction on Distribution***

Without modifying our opinion, we draw attention to Note 1 to the financial report, which describes the basis of accounting. The financial report has been prepared to assist the Cancer Council of the Northern Territory Incorporated to meet the reporting requirements of the *Northern Territory of Australia Associations Act* and the *Australian Charities and Not-for-profits Commission Act 2012*. As a result, the financial report may not be suitable for another purpose.

## **INDEPENDENT AUDITOR'S REPORT**

### **TO THE MEMBERS OF CANCER COUNCIL OF THE NORTHERN TERRITORY INCORPORATED**

#### **Report on the Audit of the Financial Report (continued)**

#### **Responsibilities of the Directors for the Financial Report**

The Directors of the Council are responsible for the preparation of the financial report that gives a true and fair view in accordance with the Australian Accounting Standards, the *Northern Territory of Australia Associations Act* and the *Australian Charities and Not-for-profits Commission Act 2012* and for such internal controls as the directors determine are necessary to enable the preparation of the financial report that gives a true and fair view and is free from material misstatement, whether due to fraud or error.

In preparing the financial report, the directors are responsible for assessing the Council's ability to continue as a going concern, disclosing, as applicable, matters related to going concern and using the going concern basis of accounting unless the directors either intend to liquidate the Council or to cease operation, or have no realistic alternative but to do so.

Directors are also responsible for overseeing the Council's financial reporting process.


#### ***Auditor's Responsibilities for the Audit of the Financial Report***

Our objectives are to obtain reasonable assurance about whether the financial report as a whole is free from material misstatement, whether due to fraud or error, and to issue an auditor's report that includes our opinion. Reasonable assurance is a high level of assurance, but is not a guarantee that an audit conducted in accordance with the Australian Auditing Standards will always detect a material misstatement when it exists. Misstatements can arise from fraud or error and are considered material if, individually or in the aggregate, they could reasonably be expected to influence the economic decisions of users taken on the basis of this financial report.

A further description of our responsibilities for the audit of the financial report is located at the Auditing and Assurance Standards Board website (<http://www.auasb.gov.au/Home.aspx>) at: [http://www.auasb.gov.au/auditors\\_responsibilities/ar4.pdf](http://www.auasb.gov.au/auditors_responsibilities/ar4.pdf)

This description forms part of our auditor's report.

**LOWRYS ACCOUNTANTS**

A handwritten signature in black ink, appearing to read "Colin James", with a long horizontal line extending to the right.

Colin James FCA  
**Registered Company Auditor**

Darwin  
Dated: 5 March 2019