



# OUR CONNECTION MEANS THE WORLD

2022  
ANNUAL  
REPORT

World Vision 



# 2022 SNAPSHOT



■ Joyful sponsored children in Cambodia.

**185,156**  
CHILDREN  
sponsored by  
Australians



■ Bertha, 12, from Zambia.

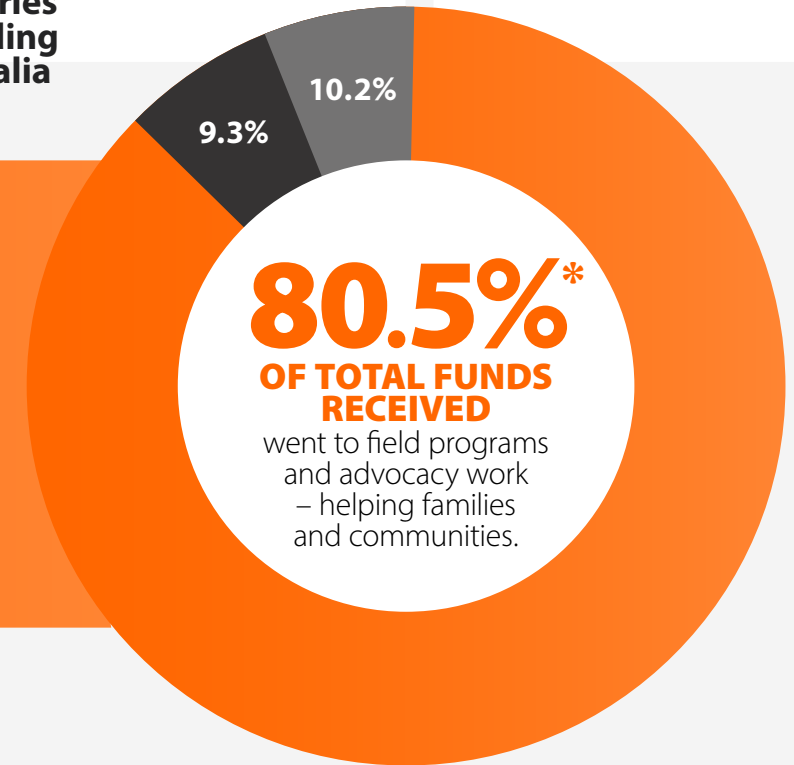
**347**  
PROJECTS  
in **40**  
countries  
including  
Australia



■ Sponsored children in Mozambique.

**\$457.6 M**  
RAISED

■ Cover image: Chengzhen (centre) and her friends celebrate their culture and experience the happiness that every child deserves.



● OUR WORK ● FUNDRAISING ● ACCOUNTABILITY AND ADMINISTRATION

\*The ratios in this graphic don't include non-cash income from significant contracts we secured from the UN World Food Programme at minimal cost. As a result, the percentage of funds applied to "our work" in this chart is slightly different from the chart on page 42.

- Australia First Nations young people explore Uluru during a cultural exchange trip facilitated by our Young Mob Program.



# ACKNOWLEDGMENT OF COUNTRY

World Vision Australia is deeply committed to working with Aboriginal and Torres Strait Islander peoples and acknowledge them as the custodians of the lands we work on across Australia. We recognise Aboriginal and Torres Strait Islander peoples as having the oldest living cultures in the world. We pay respect to the diverse languages, customs, deep knowledge and connections that define their continuing relationships and responsibilities to lands, waters and communities.

This respect and honour extends to Elders both past and present, and to emerging Aboriginal and Torres Strait Islander leaders as they carry the hopes, dreams, traditions and cultures of Australian First Nations peoples. We recognise their resilience and strength and support their rights to self-determination, self-management and self-government.

World Vision Australia is committed to maintaining and strengthening our partnerships and our respectful relationships with Australian First Nations peoples through our work, so that together we can inspire greater opportunities for transformation, equity and justice. We advocate for the education system to hold space for Australian First Nations people to share the gift of their own culture, history and ancient wisdom. This is pivotal towards the process of truth-telling and healing.

We acknowledge the lands on which World Vision Australia offices and field programs are located:

**Woiwurrung and Wurundjeri Nations**  
in Melbourne VIC

**Turrbul and Jagera Nations**  
in Brisbane QLD

**Dharug and Gadigal of the Eora Nation**  
in Sydney NSW

**Kaurna Nation**  
in Adelaide SA

**Ngunnawal Nation**  
in Canberra ACT

**Arernte Nation**  
in Alice Springs NT

**Walpiri Nation**  
in Lajamanu, Willowra, Nyirripi and Yuendumu in NT

**Wonnarua Nation**  
in the Hunter Valley NSW

**Noongar/ Bibbulmun Nation**  
in Perth WA

**Nyikina Nation and Warrwa Nation**  
in Derby WA

**Nyikina Nation, Worora Nation, Wunambul Nation and Ngarinyin Nation**  
in Mowanjum WA

**Nyikina Nation and Mangala Nation**  
in Jarlmadangah WA

**Nyikina Nation, Mangala Nation and Walmatjarri Nation**  
in Looma WA

**Nyikina Nation and Walmatjarri Nation**  
in Yungngora WA

# CONTENTS

Messages from our Board Chair and CEO	5	<b>GOVERNANCE AND LEADERSHIP</b>	<b>23</b>	<b>FINANCIAL PERFORMANCE</b>	<b>38</b>
Who we are	7	Our Board	25	Financial position and performance	40
<b>THE DIFFERENCE YOU MADE</b>	<b>8</b>	Our Board committees	25	Income – Our revenue in FY22	41
Global reach	10	Our leadership team	26	Disbursements – How funds were used in FY22	42
Child sponsorship	11	Corporate governance	27	Summarised financial report	46
Leaving a gift in your Will	13	Risk management	28	Independent Auditor’s Report	47
Philanthropy	14	Evaluating our work	29	Income Statement	48
Emergency response – Ukraine	15	Environmental management	31	Statement of Comprehensive Income	49
Advocating for change	16	<b>OUR PEOPLE</b>	<b>32</b>	Statement of Financial Position	50
Corporate partnerships	17	Our people make us who we are	34	Statement of Changes in Equity	51
Australia First Nations Program	19	Our people are the essence of what we do	35		
Working with the Australian Government	20	Our people have opportunities to grow and learn	36		
Farmer Managed Natural Regeneration	21	Our people are a force for good	37		
Supporting people with disability	22				

## MESSAGE FROM OUR BOARD CHAIR



This is my final report as Chair of World Vision Australia after serving for 17 years on the Board.

World Vision has provided a platform for me to do good in the world, for which I am ever grateful – as it has for many other Australians. Like other sponsors and supporters, I've loved seeing the difference even my small contributions are making in children's lives.

The war in Ukraine dominated headlines during the year, and CEO Daniel Wordsworth did much to raise awareness of the realities of life in a warzone for children – and of how Australians could help. Meanwhile the hunger crisis in Africa has also seen World Vision leading a global emergency response.

With those and other tragedies unfolding, it is heartening to see our solid financial results and a significant increase in the number of Australians stepping up to sponsor children over this last financial year.

I extend heartfelt thanks to all my fellow directors for all that they do for World Vision, in particular Donna Shepherd who has retired after many years of service on the boards of both World Vision Australia and World Vision International, Peter Trent who has been appointed as the Chair of World Vision Australia, and our two new directors Kate Harrison Brennan and Alicia Leis.

On behalf of the Board, a special thank you to all World Vision Australia staff and volunteers for your ongoing commitment and for serving our common mission so capably.

I may be retiring from the Board but I'll always remain connected with World Vision. World Vision will continue to provide me, and all our wonderful supporters, with the ways and means of changing the world. I give my warm blessings to all as we continue in that endeavour.

A handwritten signature in black ink, appearing to read 'Shannon Adams'.

**Shannon Adams**  
Board Chair

## MESSAGE FROM OUR CEO



The story of World Vision has been one of growth and vitality this year, driven by the generosity of everyday Australians. My second year as CEO has confirmed World Vision is the best opportunity anyone has to enact real change in the world. After 30 years as a humanitarian, I've seen no other organisation that transforms lives as we do.

We are reaching even more children than last year with child sponsorship, which I'm delighted to report – this is the beating heart of our work. Every time we reach a child – along with families and communities – with healthcare, clean water and education, together we're saving lives, reshaping futures and renewing societies. Our footprint is expanding fast, empowering new communities to create lasting change with an epic 40 new projects rolling out across the globe over the coming three years.

We're scaling up our climate program FMNR (Farmer Managed Natural Regeneration) as never before, with a visionary plan to restore one billion hectares of degraded land, radically slow down climate change, and secure a liveable future for people and the planet. As we have for more than 40 years, we're walking alongside First Nations communities and organisations here in Australia and strengthening our community development approach.

My thanks go to our committed staff here and across the World Vision global partnership. I'd also like to thank Shannon Adams, who has retired as the Chair of our Board, and welcome Peter Trent, our new Chair.

There's no denying we live in uneasy times. This year I witnessed shocking suffering and scarcity in places like Ukraine and Somalia. But I also saw a tsunami of goodwill, human beings working tirelessly to comfort, feed and protect children and families. People like you and me and everyone at World Vision – we get to be a part of the solution. I honestly believe we are the largest force for good driven by everyday people the world has ever seen.

A handwritten signature in black ink, appearing to read 'Daniel Wordsworth'.

**Daniel Wordsworth**  
Chief Executive Officer



■ World Vision supporters are creating lasting change for children and families across the globe.

# PARTNERING WITH US MEANS

*a brighter future for  
vulnerable children*



# WHO WE ARE

**WE ARE A CHRISTIAN ORGANISATION DEDICATED TO EMPOWERING EVERYDAY AUSTRALIANS TO HELP VULNERABLE CHILDREN AROUND THE WORLD LIVE LIFE TO THE FULLEST.**

We are part of the global World Vision Partnership that has nearly 35,000 staff in 100 countries. For over 70 years, World Vision has worked alongside communities, donors, partners and governments to create opportunities for children and their families to change their futures.

## WHAT WE DO

**Transformational development** focused especially on the needs of children. We guide communities to set and achieve their own goals and equip them so that progress made is sustained long after we've left.

**Emergency relief** that assists people affected by conflict or disaster. When disaster strikes we are on the ground quickly to provide immediate support – and we stay, helping people to rebuild their lives and communities.

**Promotion of justice** to change attitudes and practices that deny human rights and create inequality. We equip children, their communities and local partners with tools to address the root causes of violence and exploitation against children.

**Engaging Australians** to help make a lasting difference in the lives of vulnerable children. Generous individuals, families, schools, churches, companies, philanthropists, governments and institutions make our work possible.

## OUR FOUNDATION

Our Christian faith is central to our work and we strive to follow the teachings of Jesus Christ. We believe that every child has the God-given right to reach their full potential. We serve all people, regardless of religion, race, ethnicity or gender. And we collaborate with people of all faiths – and none – who share common values of compassion, love and mercy.

As an organisation grounded in faith, we are respected, not only in Christian contexts, but in Muslim, Buddhist, Hindu and other communities. This foundation enables us to connect with people of other faiths and build deep levels of trust.

# THE DIFFERENCE YOU MADE



A photograph of two young girls in a field of tall, golden-brown grass. They are holding hands and spinning each other. The girl on the left is wearing a light orange dress, and the girl on the right is wearing a pink dress. The background shows a line of trees under a warm, sunset sky. The overall mood is joyful and hopeful.

**JOINING  
FORCES  
WITH US  
MEANS**  
*you're changing lives*

■ Every child deserves a healthy and full life. When you partner with World Vision, you help to make this possible.

# 347 PROJECTS IN 40 COUNTRIES MEANS

*transformation for  
10,217,039 people*

 NUMBER OF PROJECTS/  
PROGRAMS BY REGION

**WORLD VISION AUSTRALIA IS AT THE HEART OF THE WORLD VISION INTERNATIONAL PARTNERSHIP THAT UNITES PEOPLE FROM ALL WALKS OF LIFE ACROSS 100 COUNTRIES.**

Australian sponsors and donors provide funds for World Vision field offices to run relief and development projects in their countries, with technical support from the World Vision Australia team.

At different points along each project's lifecycle, monitoring and evaluation takes place to assess performance against plans, what's working and what's not, and determine what impact the project is having on people's lives.

For projects in Australia, we work directly with First Nations communities to run activities and ensure they are the ones driving their own development.

## AFRICA

- 47** Area Programs<sup>1</sup>
- 13** privately funded projects
- 109** DFAT<sup>2</sup>, multilateral and other institutional grants

<sup>1</sup>Count for Area Programs includes Child Sponsorship and Community Sponsorship programs.  
<sup>2</sup>Department of Foreign Affairs and Trade.

**37**

## MIDDLE EAST/ EASTERN EUROPE

- 1** Area Program<sup>1</sup>
- 6** privately funded projects
- 30** DFAT<sup>2</sup>, multilateral and other institutional grants

**133**

## ASIA AND THE PACIFIC

- 40** Area Programs<sup>1</sup>
- 5** privately funded projects
- 88** DFAT<sup>2</sup>, multilateral and other institutional grants

**8**

## AUSTRALIA

- 1** privately funded project
- 7** grants





■ With her sponsor's support, Domina trained as a tailor and now runs a successful business.

**"I thank so much my sponsor for the support and advice because they made me who I am today."**

– Domina, 19

## HOW SPONSORS CHANGED LIVES IN DOMINA'S COMMUNITY



### HOUSEHOLDS WITH ACCESS TO ENOUGH CLEAN WATER

Before: 18%

After: 89%



### GRADE 3 STUDENTS WITH READING PROFICIENCY

Before: 33%

After: 93%

# SPONSORING A CHILD MEANS

*creating a bond  
to last a lifetime*

Domina will never forget the day her sponsor came to visit her in Rwanda all the way from Australia.

She will also never forget the encouragement and advice he provided through his letters to her over the years to study hard and reach for her dreams.

"I followed his advice. I completed primary school and then enrolled in vocational training [in] tailoring supported by [World Vision]," Domina explained.

Now 19, Domina and many other children and young adults in Rutare shared their heartfelt thanks with their Australian sponsors this year as our Area Program in their community reached a successful completion.

When World Vision started working in Rutare, Domina's family, like many others, was struggling to meet their basic needs. Domina's parents had to borrow clothes from a neighbour for her to wear to school.

But things began to change when she became a sponsored child and her family started taking part in activities focused on improving child wellbeing.

Over 15 years, families like Domina's have overcome immense challenges and look forward to a future filled with opportunity. They now have access to clean water and hygiene facilities, quality education and improved healthcare services. And they have learned skills and embraced new ways to earn income.

Domina is now a successful tailor, earning enough income to help her make improvements to the family home and buy some land.

"My future plan is to be a known tailor in the area, and I will train other vulnerable children in my community," she said. "Thanks to World Vision and of course to my sponsor for inspiring me."





**"IT FEELS REALLY REWARDING AND IT JUST FEELS GOOD INSIDE – WE ALL FEEL GOOD WHEN WE KNOW WE'RE HELPING PEOPLE."**

– Eleni

– Eleni

# SPONSORING A CHILD MEANS *teaching kindness*

- Eleni Kallianiotis started sponsoring a child with World Vision when she finished high school. "I really wanted to do something good – and I wanted to sort of pay it forward," she explains.

She had grown up knowing about World Vision and ate "a lot of barley sugars!" when she did the 40 Hour Famine in primary school. Sponsoring a child felt like the natural thing to do as Eleni became an adult.

Back then, she viewed sponsorship primarily as a way for her to help someone else. But now, as a mother of two small children, she appreciates that it also brings something very special to her family.

"I'm able to share this experience with [my family], especially my son who's four now," Eleni says. "It's teaching him kindness and giving, and having someone on the other side of the world that he can write to."

Over the years Eleni has sponsored three children. At the moment she sponsors Tatenda, an eight-year-old boy from Zimbabwe. Tatenda likes playing football and his main chore at home is looking after his family's animals.

Eleni and her family write to Tatenda and this year have been able to follow his progress by checking the photos, videos and monthly updates that are now available to child sponsors in their My World Vision online account.

"I was kind of blown away just by how much you can see online ... seeing the community updates is really exciting. I had a video message from Tatenda ... it honestly made me emotional, seeing a little video of him talking to us."

# LEAVING A LEGACY MEANS

*opening your heart  
to the world*

■ **Wendy Athorn decided years ago that she would leave part of her estate to World Vision Australia.**

"I want to help children in developing countries go to school and make sure they have school uniforms and textbooks, so they don't miss out," she explained. "Higher education offers opportunity and a way out of poverty."

A retired bookkeeper and Skillshare teacher, Wendy discussed this decision with her two children, who supported this desire to help vulnerable children through a gift in her Will.

"I came from a poor but loving family," she said. "I worked hard and encouraged my children, whom I raised as a single mum, to do well in school."

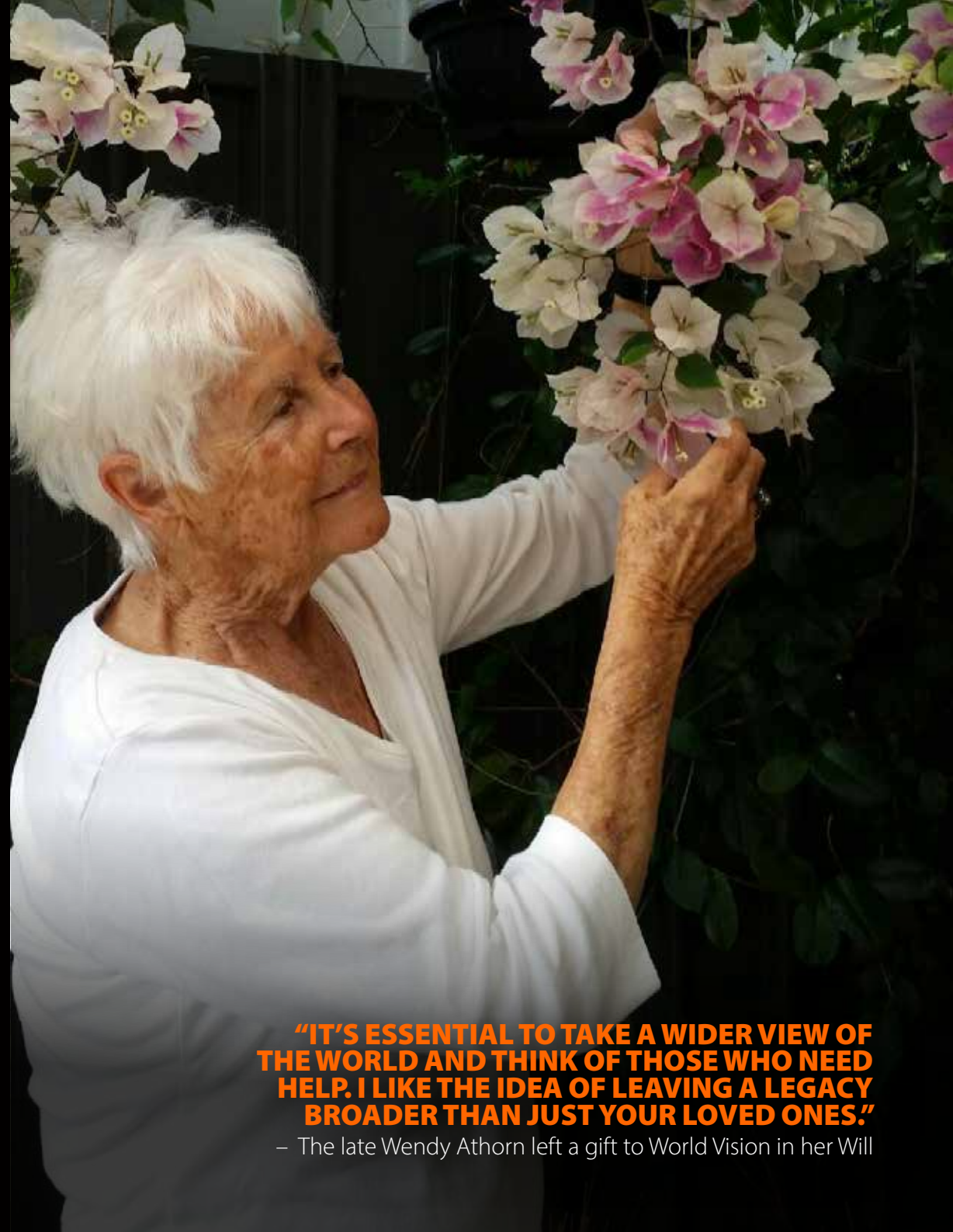
Wendy first sponsored a child in 1987 and travelled to Thailand and India to see firsthand how World Vision's work was helping children and communities.

The passion and commitment that Wendy showed for education in her lifetime will now live on through her bequest that we received with deep gratitude this year.

It will live on in the lives of children like Lina, from Cambodia, who comes from an area where many children can barely read and write because schools have very limited resources.

With support from generous World Vision donors, Lina's community now has improved school facilities, well-trained teachers, and after-school reading camps where children can build their literacy skills and borrow books to read at home.

Today, 12-year-old Lina excels at school. "She gets number one in her class," says her mum, who couldn't be prouder.



**"IT'S ESSENTIAL TO TAKE A WIDER VIEW OF THE WORLD AND THINK OF THOSE WHO NEED HELP. I LIKE THE IDEA OF LEAVING A LEGACY BROADER THAN JUST YOUR LOVED ONES!"**

– The late Wendy Athorn left a gift to World Vision in her Will



■ Nick and Lisa are dedicated to creating change for vulnerable children around the world.

**“The return on investment is living your purpose ... making that incredible difference and seeing lives changed and transformed sustainably.”**

– Nick Barnett

# SHARING A VISION MEANS *living your purpose*

**As chairs of our National Leadership Community, Nick and Lisa Barnett have chosen to give back in a purposeful way.**

The National Leadership Community unites like-minded Australian philanthropists who are passionate about making a difference in the lives of the world’s most vulnerable children.

The Barnetts’ connection with World Vision stretches back over many years. When they travelled to Cambodia in 2004 to see our work firsthand, they were profoundly affected by meeting children living on rubbish dumps and others who’d been rescued from human traffickers.

“When we returned, we knew we had to do more. It’s been our absolute privilege to be a part of the World Vision family ever since,” they explained.

“At this point in our lives, we feel an extra responsibility to be a blessing to others ... We know the power of collective impact and want to join with others in achieving something far greater than we could accomplish individually.”

Looking forward, the Barnetts are particularly excited to help grow visibility and support for Farmer Managed Natural Regeneration, our powerful solution to poverty and climate change that’s currently reviving farmland and forests across 29 countries.



# UNITING IN AN EMERGENCY MEANS *care and protection for children from Ukraine*

## **The conflict in Ukraine sparked the world's fastest growing displacement crisis since World War II.**

It has left at least 17.7 million people in need of assistance and protection, including 5.7 million children.

World Vision started responding to this crisis by meeting the basic needs of women and children teeming across the border into neighbouring Romania.

With an outpouring of support from donors in Australia and around the world, the response grew quickly to include helping refugees in Georgia and Moldova, and people displaced inside Ukraine.

The response now includes delivering life-saving food, cash, shelter and hygiene assistance and providing women and children with mental health, protection and education services.

Much of this work is being carried out by partner organisations in Ukraine, Romania, Moldova and Georgia. Their critical local knowledge and commitment to helping their brothers and sisters in need remains invaluable.

To date, more than two-thirds of children from Ukraine have been displaced from their homes. Millions of Ukrainian boys and girls have had their education disrupted for more than two years since the start of the COVID-19 pandemic.

To help fill this critical education gap, we're providing children with safe places to play and learn. Over the European summer, we worked with local partners to run 34 summer camps for children aged 5-17 in Ukraine where they enjoyed a much-needed reprieve from the challenges of living in a war-torn country.



Children enjoy lunch together at a World Vision-supported summer camp in Ukraine.



**360,718**  
**PEOPLE ASSISTED\***



**1,628 METRIC TONNES**  
**OF FOOD DISTRIBUTED\***



**7,179 CHILDREN SUPPORTED THROUGH**  
**CHILD PROTECTION PROGRAMS\***

\*These figures reflect achievements of the World Vision International Partnership from 1 March – 30 September 2022

■ Daniel Wordsworth speaks to World Vision staff working on the Ukraine/Romania border.



# SPEAKING UP MEANS

*shining a spotlight on  
what matters*

**Just days after conflict broke out in Ukraine, our CEO Daniel Wordsworth was on the Ukraine/Romania border with a communications team to shine a light on the unfolding crisis and raise urgently needed funds.**

On a return visit to Romania in April he led World Vision's first aid convoy into Ukraine and continued building partnerships inside the war-torn country.

Daniel's insights into what it was like for children and families caught up in the conflict were captured in interviews with some of Australia's highest rating print, broadcast and digital media outlets.

An extensive piece was aired by the ABC's 7.30 program that included World Vision footage and interviews with children and partners in Ukraine.

This media focus helped drive our concerted advocacy effort to encourage everyday Australians to use their voices (for example, by emailing their local MPs), to urge the Federal Government to provide funds to support children displaced by the conflict.

We asked the government to direct \$10 million of aid to child-focused projects for Ukrainian refugees run by non-government organisations. And they delivered it. World Vision received \$5 million of this amount to support our work with children.

Fallout from the Ukraine conflict has been felt around the world, and it has deepened a hunger catastrophe unfolding in East Africa and parts of the Middle East.

Climate change, COVID-disrupted supply chains and conflicts had already pushed 45 million people to the brink of famine. By the end of 2022, this had grown to about 50 million people in 45 countries and is projected to deteriorate further in 2023.

Throughout the year, we continued to raise awareness about the global hunger crisis through traditional and social media.

As part of this we partnered with some local schools to engage students in a "taste of hunger" experience one lunchtime and invited them to write letters to Australia's leaders asking them to help children who live with hunger every day.



# COMING TOGETHER MEANS

*reaching more  
people in need*

- **“DECJUBA Foundation is committed to long-term partnerships with local and global charitable organisations to transform lives, help those in need and create real, sustainable change.”** – Tania Austin, Founder and CEO, DECJUBA

Partnerships between businesses, consumers and charities are critical to World Vision's emergency response efforts. They help create a powerful combination of expertise, reach and generosity.

In 2022, our partnership with leading Australia and New Zealand fashion retailer DECJUBA and its customers through the DECJUBA Foundation meant we could move fast when conflict broke out in Ukraine.

The foundation made a generous commitment of \$50,000 to our emergency appeal. This was combined with other large private commitments for a donation matching initiative to leverage the support of many more donors around Australia. Within six hours of sending out an email about this opportunity, the initial total of \$150,000 was matched dollar for dollar.

These funds helped to provide Ukrainian children and families fleeing across the Romanian border with essentials such as food, shelter assistance and hygiene items.

“Watching the world start to come together on this gives me a sense of hope,” said DECJUBA CEO Tania Austin. “But the devastation on the ground will not be fixed when the explosions stop – Ukraine will need support to move forward.”

DECJUBA | FOUNDATION

- Victoria and her son received a food parcel, clothes and toys at the RomExpo centre for Ukrainian refugees in Bucharest.





- Donations made via the PayPal Giving Fund have supported World Vision's work to provide care and protection to Ukrainian children and their families.



# PARTNERING WITH PAYPAL MEANS

*using the power of  
technology to help others*

- Since 2018, PayPal Giving Fund Australia has enabled people to make giving a part of their everyday life.

This has meant people choosing PayPal as their online payment method can select World Vision Australia as their charity of choice and support us with a donation as part of the checkout process. Donations to PayPal Giving Fund can also support World Vision Australia through other fundraising programs from partners such as Facebook and GoFundMe.

During 2022, PayPal customers helped provide life-saving supplies to children and families, including generous support for World Vision Australia's Ukraine crisis emergency response.



■ James proudly wears his specially-designed t-shirt on his first day at playgroup.

**“We all work together at playgroup young and old, kardiya and yapa (white people and Warlpiri people).”**

– Reanne, playgroup staff member

# STARTING PLAYGROUP MEANS *belonging, being and becoming*

**James was among the happy little ones from the Willowra community in Central Australia who started attending a World Vision-supported playgroup in 2022.**

Supporting playgroups forms the core of our work to ensure First Nations pre-schoolers living in remote communities have access to community-led, culturally relevant early learning opportunities.

The playgroup had a rocky start this year as the community was dealing with its first COVID-19 outbreak. But as soon as it was safe, playgroup activities got going and attendance was strong, with 25 new children and caregivers taking part.

On his first day James was proud to wear his special playgroup t-shirt that was designed by playgroup staff member, Reanne, along with members of the Willowra Early Childhood Reference Group.

When children come to their first session, the staff take a photo of them wearing their t-shirt and add this to the playgroup’s “belonging tree”.

Fundamental to our early years learning approach is a view of children’s lives as being characterised by “belonging, being, becoming”.

The belonging tree and playgroup t-shirts remind the children, parents and staff that belonging (knowing where and who you belong to) is integral to human existence. Playgroup activities also contribute to this because they have Warlpiri culture and language at their heart.

Reanne said the t-shirt was designed to capture that sense of belonging.

“In the design you can see little footprints coming from four corners, which represents the children coming to playgroup. In the middle you can see adults and children coming together to do learning and activities in both Warlpiri and English and developing meaningful relationships which deepens a sense of belonging,” Reanne explains.



# WORKING TOGETHER MEANS *creating a powerful alliance*

The Australian NGO Cooperation Program, or ANCP, is an annual grants program administered by the Australian Government through the Department of Foreign Affairs and Trade.

Through this program, our government partners with around 50 Australian NGOs to support communities in need around the world. We are thankful and proud to be the leading recipient of ANCP funding.

The ANCP enables World Vision to deliver impact across all aspects of community development, often in fragile contexts and to reach the most vulnerable people. Over the last financial year our ANCP-funded projects reached 327,514 people across Africa, Asia and the Pacific. Almost 41 percent of these people were children.

Despite facing setbacks such as illness, restricted gatherings and substantial increases in costs due to COVID-19, our projects and partners adapted programming admirably to maintain momentum.

In our education-focused project in the Democratic Republic of Congo, for example, peacebuilding and protection efforts were ramped up. Meanwhile in the Solomon Islands, we pivoted quickly to provide farming equipment and health facility support during a nationwide lockdown.

**Through these efforts, 87,639 people were supported to build their resilience to further negative impacts of COVID-19.**



■ The ANCP-supported Accelerating Healthy Agriculture and Nutrition Project in Laos has helped to improve health and wellbeing for people like Hom and her daughter Linly.

## LIVES CHANGED THROUGH THE ANCP



**327,514** people reached through 30 projects in 19 countries



**106,401** people took part in training and awareness sessions on preventing, reducing and responding to violence against children



**52,255** people increased their incomes



**41,502** people gained improved access to toilets and **94,243** people gained better access to clean water





- FMNR has helped to revive the soil on Joyce's and Edward's land so they can produce healthy fruit and vegetable crops.

**“Our mindset towards taking care of the environment has changed because we know and have experienced the benefits of trees.”**

– Joyce, FMNR champion



**1,203 lead farmers** learned how to practise and teach others about FMNR during 2022.



**80 school environment clubs** have been formed to equip 1,600 girls and boys with skills to become FMNR champions.

# CARING FOR THE LAND

## MEANS

*being prepared for disaster*

In 2022, Elgeyo Marakwet County in Kenya's Central Rift Valley was crippled with drought.

While many families in this region watched helplessly as their crops withered and livestock perished, Joyce and her husband Edward had plenty of food to eat and enough hay for their animals. That's because for the past six years they've been practising Farmer Managed Natural Regeneration, or FMNR, on their land.

“[The drought] was so severe that even if you had money, you couldn't get vegetables at the market,” Joyce explains. “However, the case was different in my home thanks to FMNR.”

Joyce learned how to practise FMNR by taking part in the Central Rift Valley FMNR Scale-up (CRIFSUP) project, supported by the Australian Government through the Australian NGO Cooperation Program (ANCP).

FMNR is a simple technique to regrow trees from stumps with living roots through careful pruning and protection. It helps to restore soil fertility on degraded land so farmers can grow more food. It also promotes grass growth that can be used as animal feed.

“At first I was doubtful whether the tiny shrubs would turn into anything beneficial,” Joyce says. “But now see, we have enough to feed us, our livestock and to sell for income.”

The CRIFSUP project started in 2017 and entered its second phase in 2022. By the end of 2021 it had reached at least 33,000 people and resulted in FMNR being practised across almost 7,000 acres of degraded land.

Joyce's children and grandchildren enjoy a healthy diet of fruit and vegetables that she and Edward can now grow on their land. “FMNR has truly changed our lives,” she says with a smile.

# INCLUSION MEANS *enjoying fullness of life*

It's estimated that people with disability make up 5-12 percent of Vanuatu's population. They face many challenges accessing basic services.

Lack of access to water and hygiene facilities is a significant barrier preventing people with disability from participating in education, employment and community life.

A recent survey found 10 percent of people with disability reported not being able to access water at home when they needed it. It also found that 38 percent of people with disability needed help to use the toilet.

The Laetem Dak Kona project, supported by the Australian Government's Water for Women Fund, is helping to break down such barriers and enable adults and children like Shirley, aged 14, to enjoy fullness of life.

Shirley was born with cerebral palsy. For most of her life, she's either crawled, been carried or pushed in a wheelchair to get from one place to another. The family's pit toilet is a long distance from the house. Both the toilet and the pathway leading to it are not suited for Shirley, especially at night and during heavy rain.

But now Shirley has an accessible, portable toilet she can use independently after the project provided her with a custom-built commode chair.

Such changes help children like Shirley gain greater independence and dignity and more opportunities to participate in family and community activities.

"My husband and I have nine children, and Shirley is definitely special – not because of her impairment – but her ability to participate no matter her limitations," says Shirley's mum Nathalie.



■ Having easy access to a toilet at home means Shirley (middle) can be more independent.

**"People don't realise it, but Shirley is the life for our family. She has a view on life that none of us have."**

– Nathalie



**115 inclusive toilets** were built in 2022, with construction of another 15 underway.



**1,194 households** (including 273 people with disability) have access to better hygiene and sanitation.



# GOVERNANCE AND LEADERSHIP



World Vision team members around the world help connect generous Australians with vulnerable children who need a hand up.



# PARTNERING WITH US MEANS

*a brighter future for others*



# OUR BOARD AND COMMITTEES



Children and adults from West Pokot, Kenya, celebrate the opening of a clean water kiosk in their community, made possible by World Vision supporters.

## Peter Trent

*Board Chair from November 2022*

*Chair – Endowment Fund Committee*

*Member – Audit and Risk Committee, People, Culture and Governance Committee*

*Board Member, World Vision International*

Former CEO of Macquarie Atlas Roads Group

## Charles Badenoch

*Director*

*Member – People, Culture and Governance Committee*

World Vision International President's Nominee

## Kate Harrison Brennan

*Director*

*Member – People, Culture and Governance Committee*

Director, Sydney Policy Lab, University of Sydney

## Darryl Gardiner

*Director*

*Member – Audit and Risk Committee*

Anglican priest, youth and community worker, speaker and trainer in New Zealand and internationally

## Alicia Leis

*Director*

*Member – Audit and Risk Committee*

Partner, WLF Accounting and Advisory

## Louise Mercer

*Director*

Strategic Consultant - Product Innovation QBE

Non-Executive Director, Brisbane Montessori School

## Andrew Scipione AO

*Director*

*Member – People, Culture and Governance Committee*

*Board Member, World Vision International*

Former NSW Police Commissioner

## Jon Seeley

*Director*

*Chair – Audit and Risk Committee*

*Member – Endowment Committee*

Group Managing Director, Seeley International Pty Ltd

## Wendy Simpson OAM

*Director*

*Chair – People, Culture and Governance Committee*

*Member – Endowment Fund Committee*

Board Chair, Wengeo Pty Ltd

Founding Chair of Springboard Enterprises Australia Limited

Council Member, Alpacrucis University College

More detailed profiles can be found here. →☰

## OUR BOARD COMMITTEES

The key committees supporting our Board:

**The Audit and Risk Committee** assists with financial reporting; compliance with legal, regulatory and contractual requirements and internal policies; risk management; and internal and external audit.

**The People, Culture and Governance Committee** assists our Board with nominations, employees, culture and corporate governance.

**The Endowment Fund Committee** assists the Board with oversight of the Endowment Fund.

\* Board members and committee memberships are current as at February 2023. Prior to that date, Shannon Adams retired as Board Chair, Donna Shepherd retired as Director and Emma Jarvis retired as co-opted committee member.





■ A soccer team celebrates victory at a World Vision Child Friendly Space in the Democratic Republic of Congo.

# OUR LEADERSHIP TEAM

The members of our Leadership Team have decades of leadership experience and expertise from across both non-profit and for-profit sectors. They provide our organisation with strategic and operational oversight and inspire our teams to strive for continual improvement, so we can make an even greater difference for the world's most vulnerable children.

**Daniel Wordsworth**  
*Chief Executive Officer*

**Gordon Allison**  
*Chief Financial Officer*

**Andrew Binns**  
*Chief of Private Funding*

**Nathan Callaghan**  
*Chief of People  
and Culture*

**Louise Cummins**  
*Chief Marketing Officer*

**Elisa Iurato**  
*Chief of Community,  
Retail and Supporter Experience*

**Simon Kilner**  
*Chief Information Officer*

**Scott McLaughlin**  
*Chief of Communications and Advocacy*

**Graham Strong**  
*Chief of Field Impact*

More detailed profiles can be found here. →☰

\* Leadership Team as at February 2023. Emma Jayarajah also served on the Leadership Team during the year.



# CORPORATE GOVERNANCE

## WORLD VISION INTERNATIONAL PARTNERSHIP

World Vision operates as a federal partnership based on four key principles: empowerment, interdependence, accountability and twin citizenship (commitment to both the local organisation and to the partnership).

The World Vision International Partnership is guided by five core documents – the Statement of Faith, Mission Statement, Core Values, Covenant of Partnership and our Vision Statement. →☰

World Vision Australia is governed in accordance with World Vision International policies, adapted where necessary to the Australian environment, and supplemented by our own World Vision Australia policies.

## LAW AND INDUSTRY CODES

We are regulated by the Australian Charities and Not-for-Profits Commission as a registered charity under the *Australian Charities and Not-for-profits Commission Act 2012 (Cth)*. We also hold tax exemptions and concessions under the *Income Tax Assessment Act 1997 (Cth)*. We are a signatory to the Australian Council for International Development (ACFID) Code of Conduct. As a signatory, we are committed to conducting our work with transparency, accountability and integrity. Our Modern Slavery report is available here. →☰

# RISK MANAGEMENT

## INTERNAL AUDIT

Our internal audit function helps us evaluate and improve the effectiveness of our risk management, control and governance processes.

In accordance with professional standards and good corporate governance principles, this internal audit function is independent of the World Vision Australia activities, processes and staff that it reviews. It reports into the Chair of our Board's Audit and Risk Committee and administratively through our Chief Financial Officer. We have engaged EY as our outsourced internal auditors.

## RISK MANAGEMENT

All areas of the organisation are required to identify key risks and to analyse, evaluate and treat those risks in a proactive manner. To ensure a consistent and structured approach, we manage risk systematically in line with our risk management policy and in response to changes in our internal and external environment.

Our risk framework is in line with World Vision International's risk management framework. This is important as we must consider risks associated with projects implemented in the countries where we work.

Our risk management framework comprises the following structural elements:

- The Australian Standard ISO 31000: 2018 Risk Management – Principles and Guidelines
- World Vision Partnership Enterprise Risk Policy and Framework
- Three lines of defence model for corporate governance – business operations; risk, legal and compliance; audit.

## COMPLIANCE RISK MANAGEMENT

Our compliance risk management program creates an environment that supports the organisation and our employees to understand compliance requirements, adhere to them and speak up when things go wrong.

This helps protect our industry accreditation, charitable registration, tax concessions and our fundraising licences. Most importantly, it helps ensure we steward donor funds well, preventing an erosion of donor trust. This is essential for us to achieve our goal of creating lasting positive change in children's lives.

## SAFEGUARDING COMMITMENT

World Vision Australia is committed to safeguarding children and adults living in the communities we serve. Our commitment to do no harm to any child anywhere nor to adults living where World Vision has a programming presence is central to everything we do.

We have zero tolerance towards violence or abuse against children and adults. We do not tolerate any misuse of power, status or trusted position for exploitative purposes. We uphold the best interests of children as a primary consideration in all our actions and decisions.

World Vision Australia has a dedicated safeguarding unit. The safeguarding unit supports the safeguarding of children and vulnerable adults by driving the safeguarding strategy, ensuring compliance requirements are met, training, monitoring and implementing the Child and Adult Safeguarding Policy, and providing specialist safeguarding advice.

# EVALUATING OUR WORK

## MEANS

*building evidence and  
learning*

We undertake scheduled evaluations and reviews of all our programs and projects to assess progress, constraints, effectiveness and change in the lives of participants. Insights and learnings from these assessments are used to improve the quality and effectiveness of current and new projects and programs.

In 2022, we conducted 10 end-of-project evaluations for all projects finishing within the financial year, as well as six mid-term reviews for projects at or near their mid-point during the same period. Most of these projects are supported by the Australian Government through the Australian NGO Cooperation Program (ANCP). They span work on economic development, climate resilience, food security, maternal and child health and nutrition, child protection and education.

Since 2017-18, we have conducted an additional independent review for our ANCP projects. This annual portfolio review looks at all the evaluations conducted during the year to ascertain the quality of the assessments, how well project outcomes were achieved, and any challenges encountered. It includes an intentional focus on results related to gender, disability inclusion and sustainability.

This year's review found evidence that more projects are intentionally engaging with approaches designed to empower women or change attitudes towards gender norms. Evaluators noted project beneficiary comments about changes to gender relations within households, such as men being more supportive and women having a greater say in household decisions.

We are also seeing a positive trend towards inclusion of more people with disability in our projects. Our work with disability organisations has seen more and more persons with disability challenging the social norms that lead to discrimination against them and their families.



# EVALUATION CASE STUDY

## Better Food, Better Health Project, Timor-Leste

Between 2017 and 2022, the Better Food, Better Health Project helped to raise awareness and skills for good health and nutrition among 31,806 people, including 9,542 children, across the Timor-Leste municipalities of Aileu, Baucau, Bobonaro and Cova Lima. It was supported by the Australian Government, through the Australian NGO Cooperation Program (ANCP).

The project focused on empowering families to grow superfoods using good agricultural practices. Superfoods are foods rich in essential nutrients, iron, vitamin A and protein. They include soybeans, mung beans, red kidney beans, orange sweet potato, moringa leaves, and chicken or eggs.

To improve superfood growing practices, the project helped to establish and support different, yet mutually supportive, community groups. These include 87 farmers' groups, 78 groups focused on land restoration through Farmer Managed Natural Regeneration, 21 food processing groups, 92 community-based savings and loans groups, and 22 Citizen Voice and Action (local level advocacy) groups.

In addition, support was provided for 16 health posts, 120 community health volunteers and 287 parents' clubs with the aim of improving maternal and child nutrition. Community health volunteers were trained to facilitate parent club meetings, perform home visits, and undertake child growth monitoring and health promotion.

The end-of-project evaluation found that mothers and young children from households that had participated in parents' clubs and demonstrations on how to cook with superfoods had a more nutritious diet.

"Before my granddaughter was malnourished but after we followed the information that World Vision gave, we knew what foods to cook and because of that now the child is healthy again," one project participant reported.

The evaluation showed that support for improved diet and feeding practices had increased in the project areas. But challenges to mother and child health and nutrition remain in remote Timor-Leste communities, including poor access to essential health services, and basic water and sanitation facilities. In light of this, a second phase of the project is being established to build on success and address these remaining challenges.



- As a person with disability, Florenca (left) faced barriers to making ends meet. Through the Better Food, Better Health Project, she joined a community savings group and now earns enough income from livestock farming to support her whole family.



**79%** of households in project areas produced at least one superfood crop in 2021/22, up from 33% in 2017.



**58%** of children aged below five in project areas were eating at least one superfood in 2021/22, up from 14% in 2017.



**52% – 63%** more men were helping to feed and care for children in 2021/22 across the project areas than there were in 2017.

# ENVIRONMENTAL MANAGEMENT

We are committed to improving our environmental performance and reducing our contribution to climate change and environmental degradation.

Since 2008, we have considered the extent of our carbon footprint by measuring a selection of key activities and consumption items which have the most significant environmental impact: electricity, air travel (fuel only), paper, car fleet and gas.

We have set a target of net zero emissions for these key indicators, and we have committed to reducing emissions and purchasing carbon offsets where emissions cannot be sufficiently reduced to meet the nil target.

We continue to integrate our carbon reduction strategy with our core development programs. We have two reforestation projects and an energy-efficient stoves project in Africa, all of which incorporate carbon emission reductions that form the basis of verified emission reduction units under the Gold Standard for the Global Goals. The projects are also improving rural livelihoods, increasing resilience to climate change, and restoring degraded lands. This year, we were again able to purchase carbon emission offsets from our fuel efficient cookstove project in the Baringo and Nakuru counties within the Rift Valley, Kenya. More information about this project can be found here. →☰

## RESULTS FROM OUR CARBON FOOTPRINT REDUCTION INITIATIVE

The data in the table has been independently reviewed by PricewaterhouseCoopers subject to independent limited assurance. The independent limited assurance report is available on our website. →☰

The table shows the number of tonnes of CO<sub>2</sub>-e emitted under each key activity during the 2022 financial year compared with the previous year. During the year, total emissions before offsets increased by 308 tonnes CO<sub>2</sub>-e. The increase is mainly due to higher electricity and gas consumption as a result of staff returning to the office from February 2022. In addition, air travel has also resumed due to easing of air travel restrictions, both domestic and international. Our efforts to reduce our carbon footprint include a shift towards digital marketing and carbon neutral paper, as well as reducing our electricity and gas usage across our offices in Australia.

	2022	2021
<b>KEY ACTIVITIES MEASURED:</b>	<b>Tonnes CO<sub>2</sub>-e</b>	<b>Tonnes CO<sub>2</sub>-e</b>
Electricity <sup>1</sup>	1,037	896
Air travel (fuel only) <sup>2</sup>	103	29
Paper	74	45
Car fleet	24	24
Gas	210	146
<b>TOTAL EMISSIONS BEFORE OFFSETS</b>	<b>1,448</b>	<b>1,140</b>
Gold Standard offsets purchased from World Vision programs <sup>3</sup>	(1,448)	(1,140)
<b>TOTAL EMISSIONS AFTER OFFSETS</b>	<b>-</b>	<b>-</b>
<b>TARGET</b>	<b>-</b>	<b>-</b>

<sup>1</sup> Australian National Greenhouse Accounts factors changed during the year and the conversion factors published in 2022 were used.

<sup>2</sup> The Environment Protection Agency (Victoria) and Department for Business, Energy & Industrial Strategy (UK) factors for each cabin class remained unchanged during 2022 and have been used in this report.

<sup>3</sup> Voluntary Emissions Reductions (VERs) have been purchased from the Forliance GmbH, an accredited independent trader of carbon offsets that are generated from World Vision projects. These VERs have been purchased at market rate to offset 1,448 tonnes CO<sub>2</sub>-e. The Gold Standard for the Global Goals has certified the VERs.

# OUR PEOPLE



■ Around 35,000 World Vision employees are working across 100 countries to create a better world for vulnerable children.

# WORKING TOGETHER MEANS

*creating change in children's lives*

World Vision

emergency  
response

# OUR PEOPLE MAKE US WHO WE ARE

We cannot achieve what we do, in the places we go, without the drive, passion and purpose our people bring to work every day.

Together, we accomplish what no-one could alone – and working at World Vision reminds us that we belong to something bigger than ourselves.

Our team of professionals are unleashed to excel and create real change in the lives of children and their families across the globe, whether from our head office in Melbourne, working remotely from home, or on the ground with communities.

The common goal we share as a team is to create a better, fairer world so that every child can have fullness of life. This is the foundation upon which we've built a workplace that supports and cares for its employees, that nurtures career growth and development, and that empowers people to show up authentically as themselves.



■ World Vision Australia employees work across a wide variety of roles, but they are united in purpose: to create change for children.



**“Reconnecting in person has made such a big difference to my wellbeing this year! I am grateful for the supportive environment at World Vision and the focus on being at our best personally as well as professionally.”**

– ALEX, HEAD OF CULTURE AND DIVERSITY

## **OUR PEOPLE ARE THE ESSENCE OF WHAT WE DO**

Supporting our people continued to be a significant focus during 2022 as we navigated the post-pandemic transition to hybrid ways of working.

CEO-led conversations helped us to reinvigorate the value of connection – both at home and in the office – to each other and to our organisation’s vision and purpose.

Our work to strengthen and elevate employee experience and wellbeing included initiatives to support mental and physical health and to create a more inclusive working environment. Key action items to advance diversity and inclusion are being championed by employee-led working groups.

We were proud to once again be certified as a Great Place to Work after taking part in an annual assessment that benchmarks employee experience in Australian workplaces. The assessment findings are helping us shape new initiatives that boost our standing as an employer of choice and deepen the sense of pride that our people feel about working for World Vision Australia.

Collectively, these moments that matter continue to help keep our people at the centre of what we do and strengthen their experience and connection.



# OUR PEOPLE HAVE OPPORTUNITIES TO GROW AND LEARN

We are committed to providing our people with opportunities for growth and career progression. This year we celebrated 89 employees who took up new internal opportunities.

During 2022, our people leaders engaged in CEO-led leadership development sessions and online coaching through an external provider. We also established a Women in Leadership program to foster career development and internal networking opportunities for our female leaders. Eight emerging leaders from across the organisation were awarded scholarships to take part in the McKinsey Young Leaders Forum.

An ongoing program of learning forums and team development opportunities provide all our employees with ways to foster personal and team growth.



**“Starting in the contact centre, I was able to move into a leadership position, then across into Private Funding to lead a team in the donor centre. Moving up the career ladder and having flexibility within my roles gives me immense satisfaction. I feel valued and trusted, and I am proud to continue my journey with World Vision to make a difference in the world.”**

– SARITA, TALENT ACQUISITION ADVISOR

# OUR PEOPLE ARE A FORCE FOR GOOD

World Vision employees come from all corners of the Earth. We speak different languages; we have different ways of viewing the world and we all bring our own passions and goals to work with us. But regardless of our life stories or what brought us to work here, we are united in purpose: to enable every child to have fullness of life.



**“Working with Young Mob means being able to provide creative opportunities to energise our amazing group of First Nations young people ... as a way to continue to engage, build confidence and give ongoing support.”**

– SOPHIA, PROJECT MANAGER, FIELD IMPACT



**“Tackling climate change on a global scale means building thriving environments for thriving communities ... to create a world where no child is left behind and the Earth (our only home) is cared for.”**

– SARAH, PROJECT MANAGER,  
RE-GREEN THE GLOBE



**“Creating change for vulnerable people means giving hope and providing a wealth of opportunities for the future.”**

– VICTOR, FUNDRAISING TEAM LEADER



# FINANCIAL PERFORMANCE



**YOUR  
SUPPORT  
MEANS**  
*maximising impact  
for communities*

■ Good stewardship is at the core of our work, ensuring maximum impact for people like Basmati from Nepal.

# FINANCIAL POSITION AND PERFORMANCE

## SNAPSHOT

The following table is a snapshot of our income and disbursements over FY22 compared to the previous year. You can find more detail in the extracts from our audited Annual Financial Statements for the year ended 30 September 2022 set out on pages 48–51.

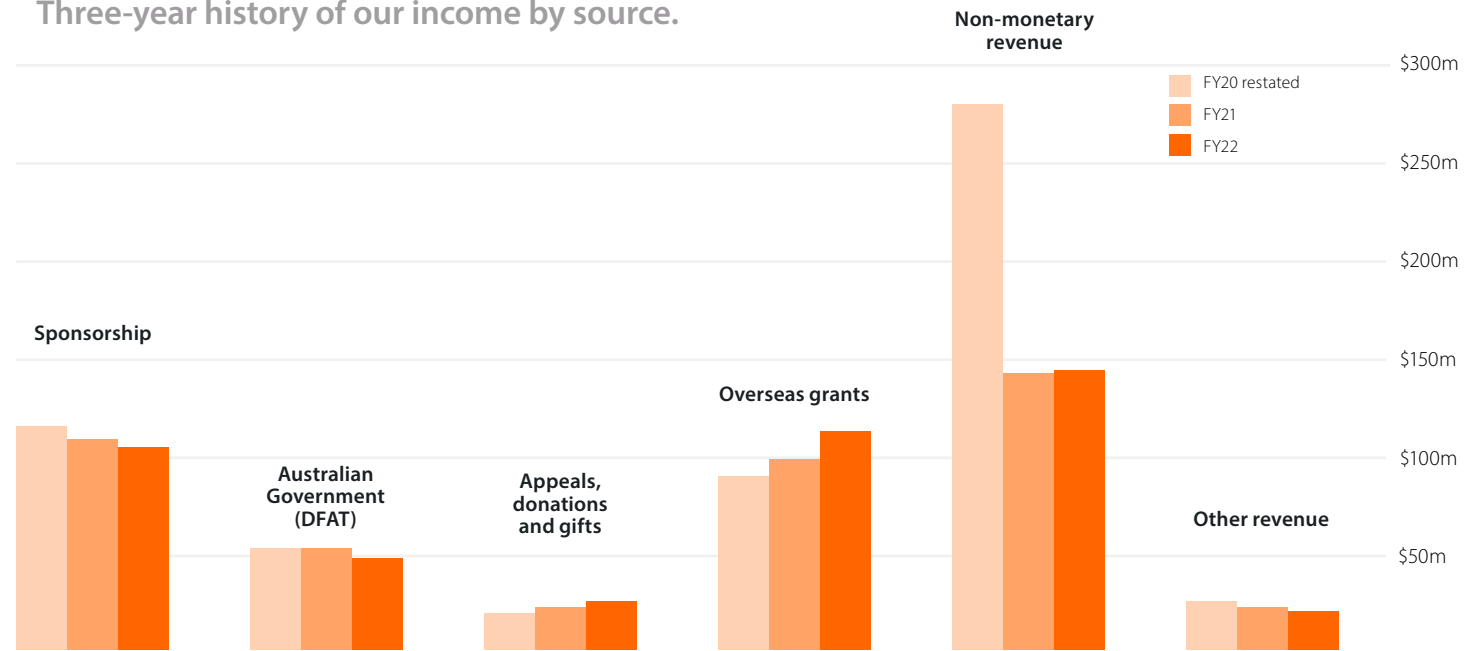
These extracts are set out in the manner required under the ACFID Code of Conduct, to which we are a signatory. →☰

Additionally, we are registered with the Australian Charities and Not-for-Profits Commission (ACNC) as a “large charity” and disclose our financial performance each year in our Annual Information Statement, available via the ACNC’s Charity Register. →☰

	FY22 \$m	FY21 \$m
<b>INCOME</b>		
Sponsorship	104.7	108.5
Grants – DFAT	47.5	53.8
Appeals, donations and gifts	26.8	23.0
Overseas grants	113.2	100.8
Other revenue	21.5	23.1
<b>Cash income</b>	<b>313.7</b>	<b>309.2</b>
Non-monetary donations and gifts	143.9	142.1
<b>TOTAL INCOME</b>	<b>457.6</b>	<b>451.3</b>
<b>DISBURSEMENTS</b>		
International programs:		
Funds to international programs	218.6	243.5
Program support costs	8.8	6.3
Domestic projects	5.2	4.5
Community education	2.0	1.6
<b>Program disbursements – cash</b>	<b>234.6</b>	<b>255.9</b>
Non-monetary items to international programs	142.2	143.1
<b>Program disbursements</b>	<b>376.8</b>	<b>399.0</b>
Fundraising	32.2	26.4
Administration and accountability	29.2	28.5
<b>Overheads</b>	<b>61.4</b>	<b>54.9</b>
<b>TOTAL DISBURSEMENTS</b>	<b>438.2</b>	<b>453.9</b>
<b>Excess of revenue over expenditure</b>	<b>19.4</b>	<b>(2.6)</b>



### Three-year history of our income by source.



# INCOME - OUR REVENUE IN FY22

## FY22 AND FY21 COMPARISONS

Total revenue for the year was \$457.6m (FY21: \$451.3m). Total disbursements to international and domestic programs was \$366.0m (FY21: \$391.1m), made up of:

- \$218.6m in monetary funds to international programs (FY21: \$243.5m)
- \$5.2m in monetary funds to domestic programs (FY21: \$4.5m)
- \$142.2m in non-monetary expenditure (FY21: \$143.1m)

The remaining expenditure was \$72.2m (FY21 \$62.8m). We achieved a surplus of \$19.4m (FY21: deficit \$2.6m). We experienced an increase in income of 1.4 percent to \$457.6m for FY22. Cash income has grown by \$4.5m and non-cash income by \$1.8m year on year.

## Sponsorship

The number of sponsorships through World Vision Australia during FY22 remains significant at 185,156 sponsorships, enabling children, families and communities to address the challenges of poverty.

## Australian Government

Income from the Department of Foreign Affairs and Trade (DFAT) decreased compared to the prior year at \$47.5m. This includes the Australian NGO Cooperation Program (ANCP) grant as well as competitive development and humanitarian relief contracts secured with DFAT, primarily located in the Pacific and East Africa.

## Appeals, donations and gifts

This includes emergency relief and other appeals, cash donations and gifts. This revenue increased by 16.5 percent to \$26.8m. This was primarily driven by public engagement in our Ukraine emergency appeal.

## Overseas grants

This includes bilateral and multilateral grants not granted by DFAT. Overseas grants increased by 12.3 percent to \$113.2m reflecting increased overseas income from Global Fund and UN grants. The total number of grants on book continues to increase and represents a source of growth for the organisation.

## Non-monetary donations and gifts

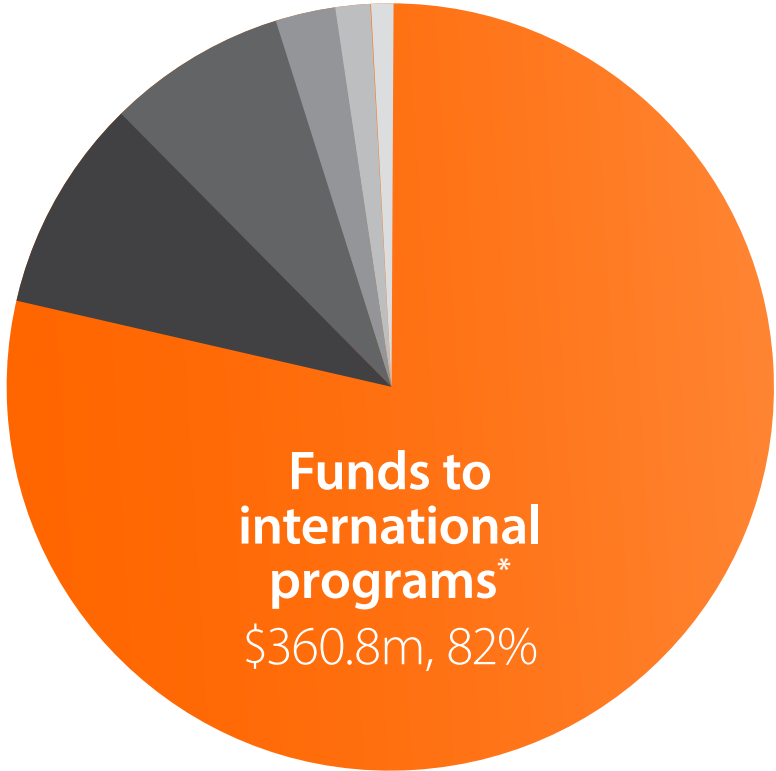
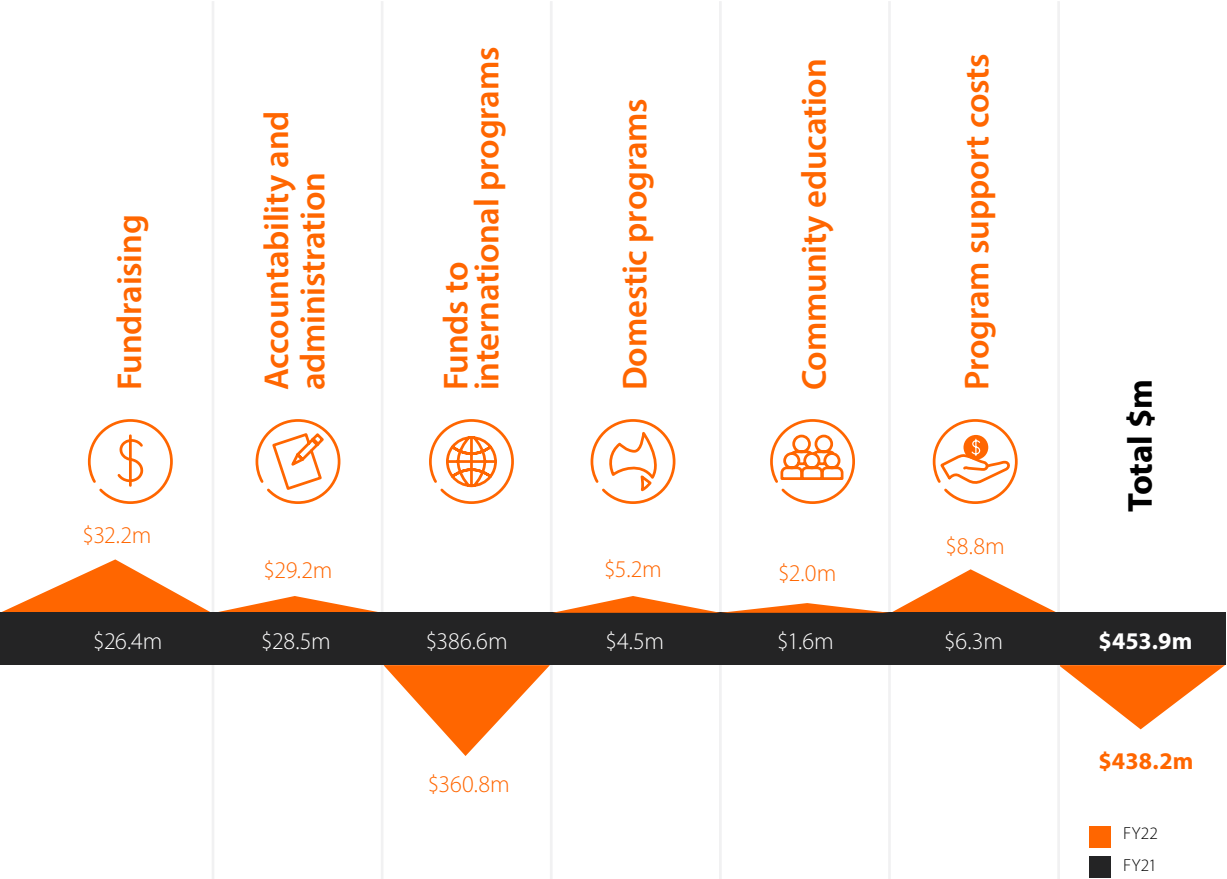
This primarily relates to our relationship with the World Food Programme as a key implementing partner, and also includes donated goods from corporations and any other non-cash income. Non-monetary income increased by 1.3 percent to \$143.9m, primarily due to favourable timing of World Food Programme grant income tranches, with overall grants continuing to hold steady.

Our Income Statement (extracted from our audited Annual Financial Statements for the year ended 30 September 2022) is set out on page 48.

# DISBURSEMENTS

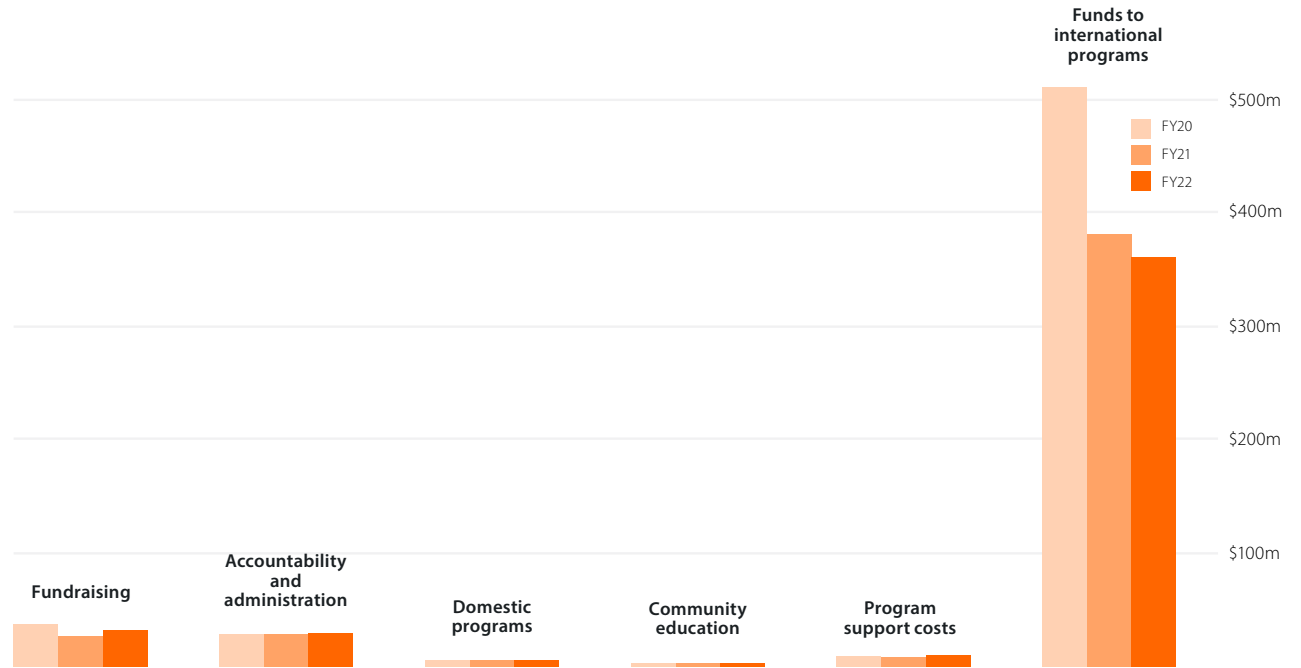
How funds were used in FY22

- Fundraising \$32.2m, 7%
- Accountability and administration \$29.2m, 7%
- Program support costs \$8.8m, 2%
- Domestic programs \$5.3m, 1%
- Community education \$2.0m, 1%



\* The ratios in this chart include non-cash income from significant contracts we secured from the UN World Food Programme at minimal cost. As a result, the percentage of funds applied to "international programs" in this chart is slightly different from the percentage applied to "our work" in the chart on page 2.

# FY22 AND FY21 COMPARISONS



## FUNDRAISING

This includes our marketing and supporter-facing costs. Fundraising costs increased from 5.8 percent of revenue to 7.0 percent, reflecting increased fundraising and in-market campaigns as COVID-19 restrictions eased.

## ACCOUNTABILITY AND ADMINISTRATION

This includes the costs of information technology, finance and accounting, human resources, and legal and risk management functions, as well as our CEO and management teams (see page 48 for more information). Accountability and administration costs increased by 2.5 percent compared to FY21 driven by increased costs as staff returned to the office and travel resumed.

## DOMESTIC PROGRAMS

This includes our disbursements for work in Australia on First Nations community development programs. Funds to domestic programs increased by 17.8 percent compared to FY21.

## COMMUNITY EDUCATION

This includes the costs associated with public awareness campaigns in Australia and advocacy activities which seek to bring about change in government and institutional policies. In FY22, community education expenses increased by 25.2 percent to \$2.0m due to easing of COVID-19 restrictions and return to in-market advocacy campaigns.

## PROGRAM SUPPORT COSTS

This includes costs associated with quality advisors and sector specialists, who are engaged by us in Australia to assist with the design, monitoring and evaluation of the programs we support, to ensure maximum impact. Program support costs increased by 39.6 percent to \$8.8m primarily due to increasing travel and in-country programming support as COVID-19 restrictions eased.

## FUNDS TO INTERNATIONAL PROGRAMS

This includes all cash, food (including World Food Programme contracts) and goods designated for our international programs. It also includes funds transferred to the World Vision International Partnership and designated for field programs which have not yet been committed to a specific project but will be allocated to projects in future years. The provision of resources to the field has decreased by 6.7 percent relative to the prior year primarily due to timing of disbursements to international programs and growth in expenses as COVID-19 restrictions eased. You can find out more about how funds reach communities on page 45.



# DISBURSEMENTS BY REGIONS IN FY22

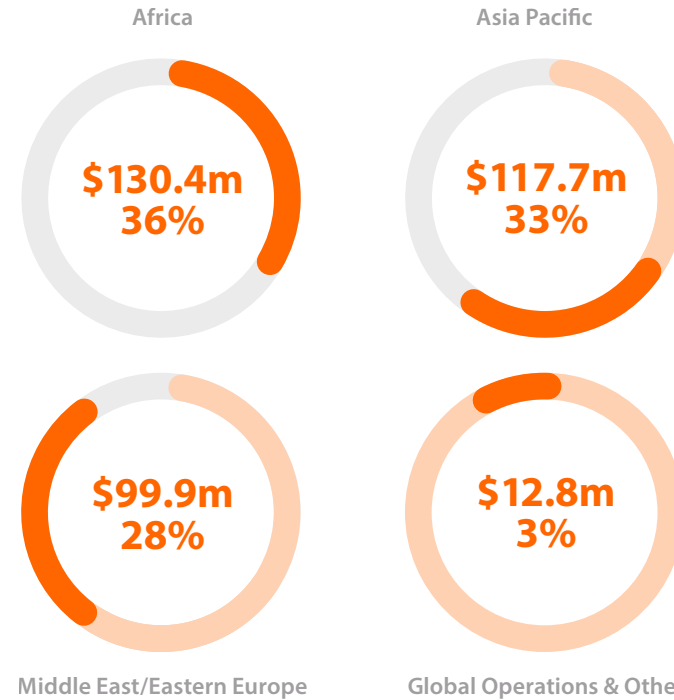
Information on the amounts disbursed to countries within each of the regions can be found at note four from page 24 of our audited Annual Financial Statements for the year ended 30 September 2022, available on our website. →

FY22 saw a moderate increase in the weighting of disbursements towards Africa and the Asia-Pacific region, while programming in the Middle East saw a comparative decline. This is predominantly due to the conclusion of a multi-year UNHCR program in FY20 in Lebanon which was not renewed in FY21, driving year-on-year decline in non-cash disbursements to the region. This was offset by a moderate increase in the value of non-cash disbursements in East Africa through the World Food Programme, while cash grant disbursements increased year on year in the Asia-Pacific region.

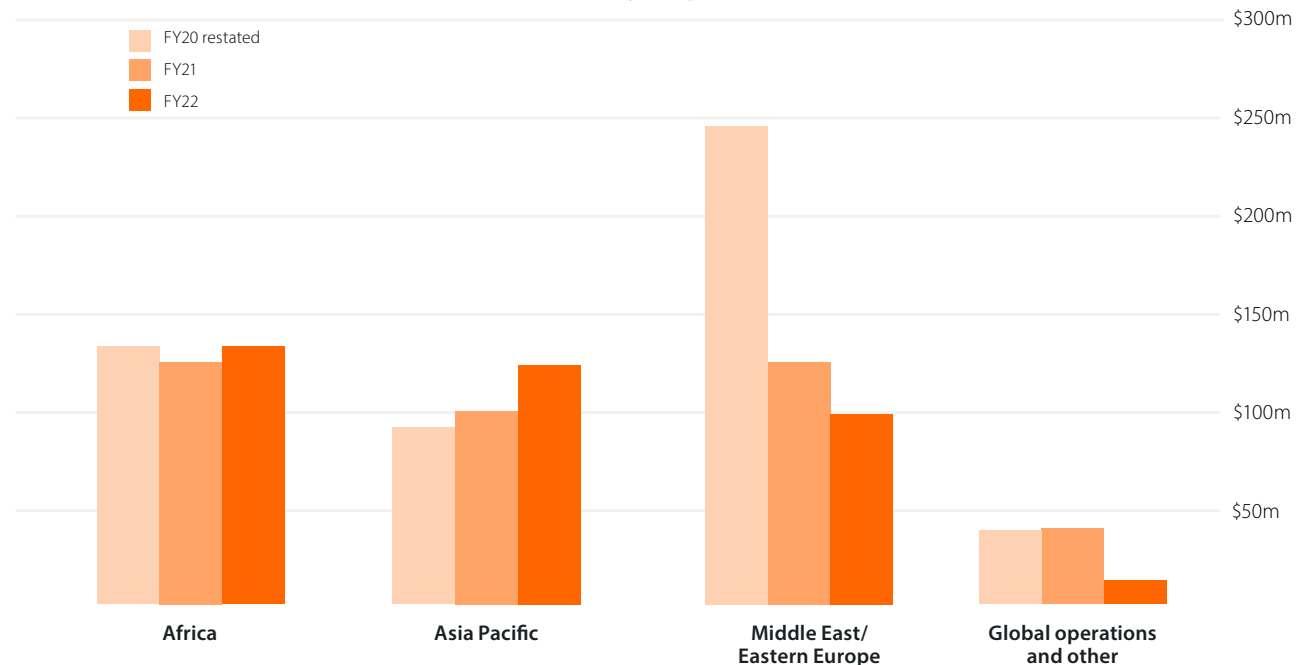
We have also included disbursements towards “Global operations and other” in the chart. These disbursements are for global management and expertise of the World Vision International Partnership and also for the Partnership’s international advocacy activities on issues such as ending violence against children, child rights, the Sustainable Development Goals, peacebuilding and fragile contexts. As explained on page 45, our programs are implemented via a network of National Offices under the oversight of the Partnership which coordinates activities such as the transfer of funds and strategic operations. Technical experts, strategists and global leaders in the Partnership provide global strategy and specialised expertise. Utilising this expertise and experience enables us to improve our efficiency and maximise economies of scale.

## EXCESS OF EXPENDITURE OVER REVENUE

Overall, total revenue for FY22 was \$457.6m (FY21: \$451.3), total funds to international and domestic programs was \$366.1m (FY21: \$391.1m) and other expenditure was \$72.2m (FY21: \$62.8m) resulting in a surplus in FY22 of \$19.4m (FY21: deficit \$2.6m).



Disbursements by region in FY22



# ENSURING OUR ABILITY TO MEET OUR FIELD PROGRAM FINANCIAL COMMITMENTS

The World Vision Australia Treasury and Investment Policy governs the objectives, responsibilities, processes and permitted activities of our investment function. The policy sets out how we will invest assets in accordance with World Vision ethos and core values, considering fiduciary requirements, applicable laws and liquidity requirements.

We place funds raised for all our projects in term deposits with minimum A+ rated banks in Australia. At all times an amount equivalent to at least eight weeks' operating expenditure is retained as a working capital reserve. Funding for our projects overseas is susceptible to the fluctuation of foreign exchange rates. As such, we have currency forward contracts in place to minimise our exposure. We transfer our funds to the World Vision Partnership Treasury Office, which then provides these funds to field projects based on approved plans.

Our Field Allocations Committee considers and approves funds proposed for international and domestic programming. The committee comprises key employees with responsibility

and delegated authority from our Board for overseeing the use of funds in all our programs. We base funding decisions on criteria such as strategic fit, organisational capacity and donor requirements.

We are committed to ensuring that funds donated to us are used for the purposes for which they were raised. The only exception to this occurs when circumstances beyond our control prevent us from utilising funds in the manner promised. Such circumstances may include instances where:

- geopolitical issues prevent the use of funds;
- staff security is jeopardised so that we are forced to withdraw from the project area; or
- the relevant community has asked us to leave.

When we are unable to use funds donated to us for the purposes for which they were raised, we allocate the funds to areas of similar need. We inform our donors of this in general communications about each appeal. Where

specific communication is required, the method of communicating depends on the number of donors affected.

We are committed to accountable and transparent financial management and follow strict procedures to ensure funds are used as intended. These procedures are subject to periodic internal audits. In addition to our internal audit process, our accounts are audited annually by our external auditor, Grant Thornton. We lodge our audited Annual Financial Statements with ACNC and ACFID, and make them available on our website. →

Our staff visit our projects periodically, travel restrictions permitting, and perform quality monitoring in the areas of sustainability, impact, development approach and financial risk monitoring. Regular operational and financial audits ensure that our overseas and local partners adhere to agreed project management standards.



# SUMMARISED FINANCIAL REPORT

## EXTRACTS FROM OUR AUDITED ANNUAL FINANCIAL STATEMENTS

Set out on the following pages are extracts from our Annual Financial Statements for the year ended 30 September 2022:

<b>Declaration by Directors</b>	<b>Page 46</b>
<b>Independent Auditor's Report</b>	<b>Page 47</b>
<b>Income Statement</b>	<b>Page 48</b>
<b>Statement of Comprehensive Income</b>	<b>Page 49</b>
<b>Statement of Financial Position</b>	<b>Page 50</b>
<b>Statement of Changes in Equity</b>	<b>Page 51</b>

## DECLARATION BY DIRECTORS

In accordance with a resolution of the Board of Directors of World Vision Australia, the Directors declare that in their opinion:

- (a) There are reasonable grounds to believe that the Company will be able to pay all of its debts as and when they become due and payable.
- (b) The summary financial statements set out on pages 1 to 4 have been prepared in accordance with Subdivision 60-C of the *Australian Charities and Not-for-profits Commission Act 2012*, including:
  - i. giving a true and fair view of the Company's financial position as at 30 September 2022 and of its performance for the year ended on that date; and
  - ii. complying with Australian Accounting Standards (including the Australian Accounting Interpretations) and the *Australian Charities and Not-for-profits Commission Regulation 2013*.
- (c) The summary financial statements and associated records of the Company have been properly kept during the year ended 30 September 2022 in accordance with the provisions of the *Charitable Fundraising Act 1991 (NSW)*, the regulations under that Act and the conditions attached to organisation's authority. The internal controls exercised by the Company are appropriate and effective in accounting for all income received and applied by the Company from any of its fundraising appeals.

Signed in accordance with subsection 60.15(2) of the *Australian Charities and Not-for-profit Commission Regulation 2013*.



**Chairman**



**Director**

25 November 2022



# INDEPENDENT AUDITOR'S REPORT

## OUR OPINION

In our opinion, the summary financial statements as derived from the audited financial report of World Vision Australia for the year ended 30 September 2022:

- a) are consistent, in all material respects, with the audited financial report of World Vision Australia for the year ended 30 September 2022, in accordance with the basis of preparation described in the summary financial statements; and
- b) comply, in all material respects, with Section 8.3.2 of the *Australian Council for International Development (ACFID) Code of Conduct*.

## Summary financial statements

The summary financial statements do not contain all the disclosures required by Australian Accounting Standards and Division 60 of the *Australian Charities and Not-for-profits Commission (ACNC) Act 2012* applied in the preparation of the audited financial report of World Vision Australia for the year ended 30 September 2022. Reading the summary financial statements, therefore, is not a substitute for reading the audited financial report of World Vision Australia.

## The audited financial report and our report thereon

We expressed an unmodified audit opinion on the financial report in our report dated 25 November 2022.

## Directors' responsibility for the summary financial statements

The directors of World Vision Australia are responsible for the preparation of the summary financial statements in accordance with the basis of preparation as described in audited financial report of World Vision Australia.

## Auditor's responsibility

Our responsibility is to express an opinion on whether the summary financial statements are consistent, in all material respects with the audited financial report and complies, in all material respects, with Section 8.3.2 of the *Australian Council for International Development (ACFID) Code of Conduct* based on our procedures, which were conducted in accordance with Australian Auditing Standard ASA 810 *Engagements to Report on Summary Financial Statements*.



**Grant Thornton Audit Pty Ltd**  
**Chartered Accountants**



**Adam Pitts**  
**Partner – Audit & Assurance**

Melbourne, 25 November 2022

# INCOME STATEMENT

FOR THE YEAR ENDED 30 SEPTEMBER 2022

	Notes	FY22	FY21
		\$'000	\$'000
<b>INCOME</b>			
<b>Donations and gifts</b>			
<b>Monetary</b>			
– Pledge programs	3	112,924	117,141
– Appeals, donations and gifts	3	26,833	23,029
<b>Non-monetary</b>			
– Donated goods and assets	3	1,756	1,288
– Grants (multilateral)	3	142,163	140,853
		<b>283,676</b>	<b>282,311</b>
<b>Bequests and Legacies - Monetary</b>	3	7,664	6,293
<b>Grants</b>			
– DFAT	3	47,473	53,812
– Other Australian	3	1,480	2,109
– Other overseas	3	113,222	100,833
		<b>162,175</b>	<b>156,754</b>
Investment income	3	843	74
Other income	3	3,262	5,878
<b>TOTAL INCOME</b>		<b>457,620</b>	<b>451,310</b>

	Notes	FY22	FY21
		\$'000	\$'000
<b>EXPENDITURE</b>			
<b>International aid and development programs expenditure</b>			
<b>International programs</b>			
– Funds to international programs	4	218,640	243,507
– Program support costs		8,771	6,336
		<b>227,411</b>	<b>249,843</b>
<b>Community education</b>		2,008	1,604
<b>Fundraising costs</b>			
– Public		30,064	23,966
– Government, multilateral and private		2,158	2,460
<b>Accountability and administration</b>		29,175	28,455
<b>Non-monetary expenditure</b>	4, 5(b)	142,163	143,110
<b>Total international aid and development programs expenditure</b>		<b>432,979</b>	<b>449,438</b>
<b>Domestic programs expenditure</b>		<b>5,263</b>	<b>4,472</b>
<b>TOTAL EXPENDITURE</b>	5(a)	<b>438,242</b>	<b>453,910</b>
Net deficit of revenue over expenditure		<b>19,378</b>	<b>(2,600)</b>

The above should be read in conjunction with the accompanying notes which can be found on our website in the full version of our audited Annual Financial Statements for the year ended 30 September 2022. →

# STATEMENT OF COMPREHENSIVE INCOME

FOR THE YEAR ENDED 30 SEPTEMBER 2022

	Notes	FY22	FY21
		\$'000	\$'000
Surplus/(Deficit) of Income over Expenditure		19,378	(2,600)
<b>Other comprehensive income</b>			
<b>Items that will not be reclassified subsequently to the income statement</b>			
OCI related to derecognised shares transferred to retained earnings	6(b)	213	-
Changes in the fair value of equity instruments at FVOCI	6(b)	(807)	570
<b>Items that may be reclassified subsequently to the income statement</b>			
Changes in the fair value of cash flow hedges	6(c)	16,386	8,423
<b>Other comprehensive income for the year</b>		<b>15,792</b>	<b>8,993</b>
<b>Total comprehensive income for the year</b>		<b>35,170</b>	<b>6,393</b>

The above should be read in conjunction with the accompanying notes which can be found on our website in the full version of our audited Annual Financial Statements for the year ended 30 September 2022. →



# STATEMENT OF FINANCIAL POSITION

AS AT 30 SEPTEMBER 2022

	Notes	FY22	FY21
		\$'000	\$'000
<b>ASSETS</b>			
<b>Current assets</b>			
Cash & Cash Equivalents	6(a)	44,633	51,199
Receivables		366	9
Prepayments		1,247	1,260
Australian Taxation Office – GST		277	250
Inventories		91	90
Other Financial Assets	6(b)	5,691	4,452
Unrealised Currency Hedge	6(c)	13,976	2,734
Fulfilment Costs	3(b)	79,364	65,538
<b>Total current assets</b>		<b>145,645</b>	<b>125,532</b>
<b>Non-current assets</b>			
Unrealised Currency Hedge	6(c)	6,794	1,649
Property, Computer Hardware & Equipment	7(a)	16,791	16,923
Intangible Assets	7(b)	1,221	1,834
Right of Use Asset	6(e)	356	727
<b>Total non-current assets</b>		<b>25,162</b>	<b>21,133</b>
<b>TOTAL ASSETS</b>		<b>170,807</b>	<b>146,665</b>

	Notes	FY22	FY21
		\$'000	\$'000
<b>LIABILITIES</b>			
<b>Current liabilities</b>			
Accounts Payable	6(d)	3,980	5,119
Provisions	7(c)	7,831	11,528
Lease Liabilities	6(e)	304	546
Contract Liabilities	3(b)	55,156	60,878
<b>Total current liabilities</b>		<b>67,271</b>	<b>78,071</b>
<b>Non-current liabilities</b>			
Provisions	7(c)	1,103	1,082
Lease Liabilities	6(e)	137	386
<b>Total non-current liabilities</b>		<b>1,240</b>	<b>1,468</b>
<b>TOTAL LIABILITIES</b>		<b>68,511</b>	<b>79,539</b>
<b>NET ASSETS</b>		<b>102,296</b>	<b>67,126</b>
<b>Equity</b>			
Hedging reserve	6(c)	20,769	4,383
FVOCI reserve		(493)	315
Retained earnings		82,020	62,428
<b>Total equity</b>		<b>102,296</b>	<b>67,126</b>

The above should be read in conjunction with the accompanying notes which can be found on our website in the full version of our audited Annual Financial Statements for the year ended 30 September 2022. →

# STATEMENT OF CHANGES IN EQUITY

FOR THE YEAR ENDED 30 SEPTEMBER 2022

	Hedging reserve	FVOCI reserve	Retained earnings	Total
	\$ '000	\$ '000	\$ '000	\$ '000
<b>Balance as at 30 September 2020</b>	<b>(4,040)</b>	<b>(255)</b>	<b>65,028</b>	<b>60,733</b>
Surplus/(Deficit) of Income over Expenditure	-	-	(2,600)	(2,600)
Other comprehensive income for the year	8,423	570	-	8,993
<b>Total comprehensive income for the year</b>	<b>8,423</b>	<b>570</b>	<b>(2,600)</b>	<b>6,393</b>
<b>Balance as at 30 September 2021</b>	<b>4,383</b>	<b>315</b>	<b>62,428</b>	<b>67,126</b>
Surplus/(Deficit) of Income over Expenditure	-	-	19,378	19,378
Other comprehensive income for the year	16,386	(807)	213	15,792
<b>Total comprehensive income for the year</b>	<b>16,386</b>	<b>(807)</b>	<b>19,592</b>	<b>35,170</b>
<b>Balance as at 30 September 2022</b>	<b>20,769</b>	<b>(493)</b>	<b>82,020</b>	<b>102,296</b>

## BASIS OF PREPARATION

These summary financial statements have been prepared in accordance with Australian Accounting Standards Board. The accounting policies have been consistently applied to all the years presented, unless otherwise stated. The summary financial statements is an extract from World Vision Australia's annual financial statements for the year ended 30 September 2022. The financial statements and specific disclosures included in the summary financial statements have been derived from the annual financial statements.

Comparative figures have been revised where necessary to conform to changes in presentation for the current financial year. The financial reports have been prepared in accordance with the historical cost convention, as modified by the revaluation of financial assets at fair value through profit or loss or through other comprehensive income.

*Compliance with the Australian Council for International Development Code of Conduct*

The Company adheres to the Australian Council for International Development (ACFID) Code of Conduct. The summary financial statements have been prepared in accordance with the presentation and disclosure requirements set out in the ACFID Code of Conduct. For further information on the Code please refer to the ACFID website. →

The above should be read in conjunction with the accompanying notes which can be found on our website in the full version of our audited Annual Financial Statements for the year ended 30 September 2022. →

# ABOUT THIS ANNUAL REPORT

This Annual Report covers activities made possible by generous World Vision Australia donors and supporters for the period 1 October 2021 to 30 September 2022 – our financial year.

World Vision Australia is a vital part of the global World Vision International Partnership, which enables millions of everyday people to create better futures for the world's most vulnerable children. Achievements included in this report made by the World Vision Partnership are acknowledged accordingly.

The report has been prepared to respond to specific legal requirements and the Australian Council For International Development (ACFID) Code of Conduct. →☰ We encourage you to read it together with the most recent World Vision International Accountability Report. →☰

## World Vision Australia

ABN 28 004 778 081

### 1 Vision Drive Burwood East Victoria 3151

#### REGISTRATIONS

Public company limited by guarantee under the Corporations Act 2001 (Cth) from 19 June 1969.

Registered charity with the Australian Charities and Not-for-profits Commission.

Endorsed by the Australian Taxation Office for charity tax concessions and as a Deductible Gift Recipient (DGR) as a Public Benevolent Institution and for the operation of an Overseas Aid Fund.

Fundraising throughout Australia and registered under fundraising legislation as required:

NSW Registration no. CFN13579

QLD Registration no. CH0675

SA Licence no. CCP2438

TAS Registration no. 1

VIC Registration no. FR0010214

WA Licence no. CC18076

#### ACCREDITATIONS

Fully accredited by the Australian Government through its Department of Foreign Affairs and Trade. The accreditation process provides the Australian Government and the Australian public with confidence that they are funding a professional, well managed, community-based organisation capable of delivering efficient development outcomes.

Member of the Australian Council for International Development (ACFID) and adherent to the ACFID Code of Conduct. →☰ The code defines minimum standards of governance, management and accountability for non-government organisations. It aims to improve international development outcomes and increase stakeholder trust by enhancing transparency and accountability of signatory organisations.

#### FEEDBACK AND COMPLAINTS

Feedback on this report and on our operations and conduct more generally can be sent to [service@worldvision.com.au](mailto:service@worldvision.com.au) or in writing to:

#### Supporter Services

1 Vision Drive  
Burwood East Vic 3151

We will acknowledge feedback and give a response.



# THANK YOU

TO EVERY SUPPORTER,  
PARTNER AND DONOR  
WHO JOINED US IN 2022.

OUR CONNECTION MEANS THE WORLD

1 Vision Drive  
Burwood East VIC 3151  
Telephone: (03) 9287 2233  
Email: [service@worldvision.com.au](mailto:service@worldvision.com.au)

[worldvision.com.au](https://www.worldvision.com.au)



World Vision Australia acknowledges that our head office in Melbourne is built on the traditional lands of the Wurundjeri people of the Kulin Nation.